



- Features :
 - Constant current design
 - Universal AC input / Full range
 - Withstand 300VAC surge input for 5 seconds
 - Protections: Short circuit / Over voltage
 - Cooling by free air convection
 - Fully encapsulated with IP67 level (Note.8)
 - Fully isolated plastic case
 - Class II power unit, no FG
 - Class 2 power unit
 - Pass LPS
 - Suitable for LED related fixture or appliance (such as LED Decoration or Advertisement devices)(Note.7)
 - 100% full load burn-in test
 - Low cost, high reliability
 - 2 years warranty

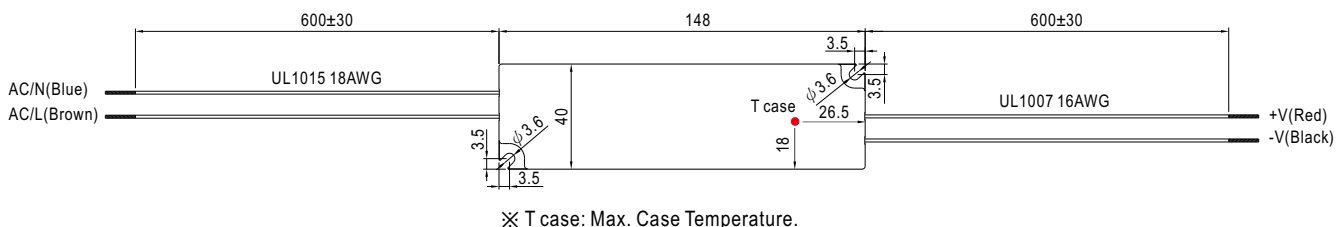


SPECIFICATION

MODEL	LPC-35-700	LPC-35-1050	LPC-35-1400	
OUTPUT	RATED CURRENT	700mA	1050mA	1400mA
	DC VOLTAGE RANGE	9 ~ 48V	9 ~ 30V	9 ~ 24V
	RATED POWER	33.6W	31.5W	33.6W
	RIPPLE & NOISE (max.) Note.2	200mVp-p	200mVp-p	200mVp-p
	VOLTAGE TOLERANCE Note.3	±5.0%		
	CURRENT ACCURACY	±5.0%		
	LINE REGULATION	±1.0%		
	LOAD REGULATION	±2.0%		
	SETUP, RISE TIME Note.6	500ms, 120ms / 230VAC	500ms, 120ms / 115VAC	at full load
HOLD UP TIME (Typ.)	50ms/230VAC	16ms/115VAC	at full load	
INPUT	VOLTAGE RANGE Note.4	90 ~ 264VAC	127 ~ 370VDC	
	FREQUENCY RANGE	47 ~ 63Hz		
	EFFICIENCY (Typ.)	85%		
	AC CURRENT (Typ.)	1.1A/115VAC	0.7A/230VAC	
	INRUSH CURRENT(Typ.)	COLD START 55A(twidth=500µs measured at 50% Ipeak) at 230VAC		
	MAX. No. of PSUs on 16A CIRCUIT BREAKER	4 units (circuit breaker of type B) / 7 units (circuit breaker of type C) at 230VAC		
PROTECTION	LEAKAGE CURRENT	0.25mA / 240VAC		
	OVER VOLTAGE	50.4 ~ 60V	31.5 ~ 40.5V	27.6 ~ 32.4V
ENVIRONMENT	Protection type : Shut off o/p voltage, clamping by zener diode			
	WORKING TEMP.	-30 ~ +70°C (Refer to "Derating Curve")		
	WORKING HUMIDITY	20 ~ 90% RH non-condensing		
	STORAGE TEMP., HUMIDITY	-40 ~ +80°C, 10 ~ 95% RH		
	TEMP. COEFFICIENT	±0.03%/°C (0 ~ 50°C)		
VIBRATION	10 ~ 500Hz, 2G 10min./1cycle, period for 60min. each along X, Y, Z axes			
SAFETY & EMC	SAFETY STANDARDS	UL1310, CAN/CSA C22.2 No. 223-M91(except for LPC-35-700), BIS IS15885, EAC TP TC 004, IP67 approved ; design refer to TUV EN60950-1		
	WITHSTAND VOLTAGE	I/P-O/P:3KVAC		
	ISOLATION RESISTANCE	I/P-O/P:>100M Ohms / 500VDC / 25°C/ 70% RH		
	EMC EMISSION	Compliance to EN55032 (CISPR32) Class B, EN61000-3-2 Class A, EN61000-3-3, EAC TP TC 020		
EMC IMMUNITY	Compliance to EN61000-4-2,3,4,5,6,8,11, EN55024, light industry level, criteria A, EAC TP TC 020			
OTHERS	MTBF	743.5Khrs min. MIL-HDBK-217F (25°C)		
	DIMENSION	148*40*30mm (L*W*H)		
	PACKING	0.34Kg; 40pcs/14.6Kg/0.70CUFT		
NOTE	1. All parameters NOT specially mentioned are measured at 230VAC input, rated load and 25°C of ambient temperature. 2. Ripple & noise are measured at 20MHz of bandwidth by using a 12" twisted pair-wire terminated with a 0.1µf & 47µf parallel capacitor. 3. Tolerance : includes set up tolerance, line regulation and load regulation. 4. Derating may be needed under low input voltage. Please check the static characteristics for more details. 5. The power supply is considered as a component that will be operated in combination with final equipment. Since EMC performance will be affected by the complete installation, the final equipment manufacturers must re-qualify EMC Directive on the complete installation again. 6. Length of set up time is measured at first cold start. Turning ON/OFF the power supply may lead to increase of the set up time. 7. Suitable for indoor use or outdoor use without direct sunlight exposure. Please avoid immerse in the water over 30 minute. 8. The ambient temperature derating of 3.5°C/1000m with fanless models and of 5°C/1000m with fan models for operating altitude higher than 2000m(6500ft). 9. For any application note and IP water proof function installation caution, please refer our user manual before using. https://www.meanwell.com/Upload/PDF/LED_LED_EN.pdf 10. This product is not intended for LED applications in the EU.(In the EU NPF/LPF/XLG series are recommended.) 11. To fulfill requirements of latest ErP regulation for lighting luminaires, this LED Driver can only be used behind a switch without permanently connected to mains.			

Mechanical Specification

Case No. 975A Unit:mm

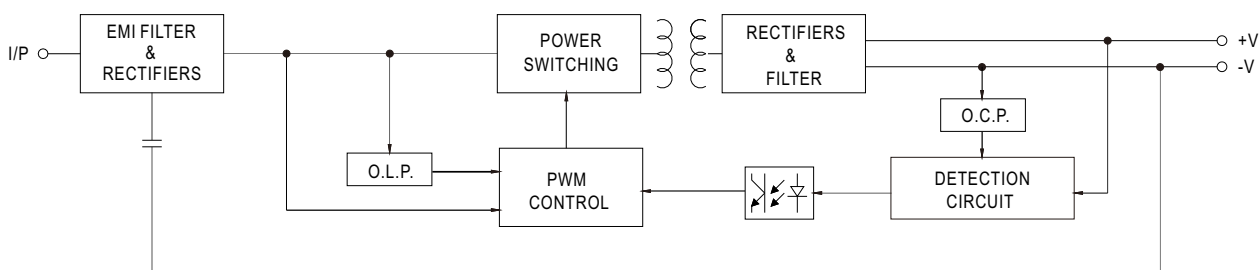


Recommend Mounting Direction

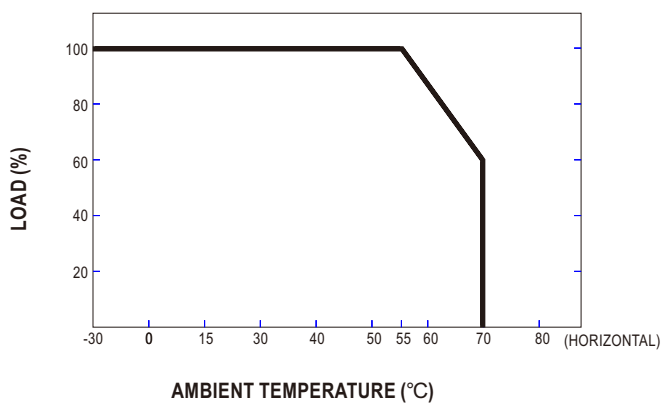


Block Diagram

fosc : 60KHz



Derating Curve



Static Characteristics

