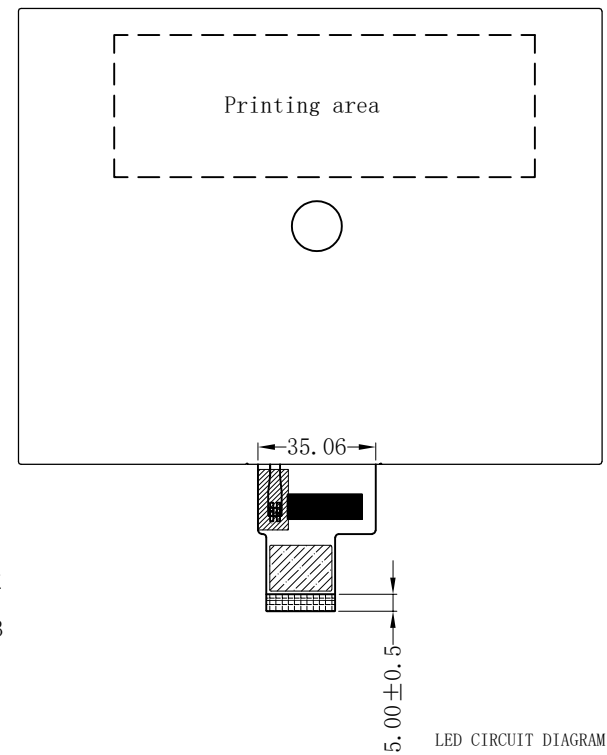
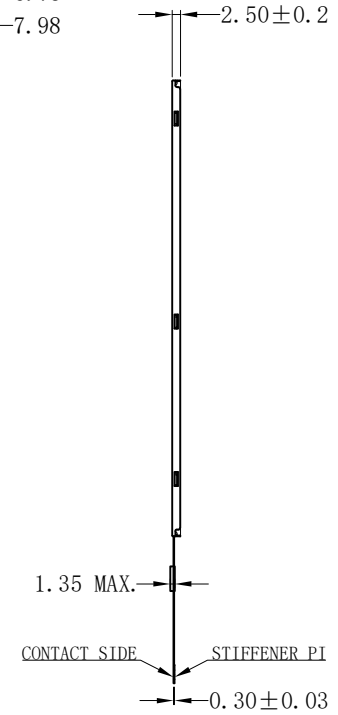
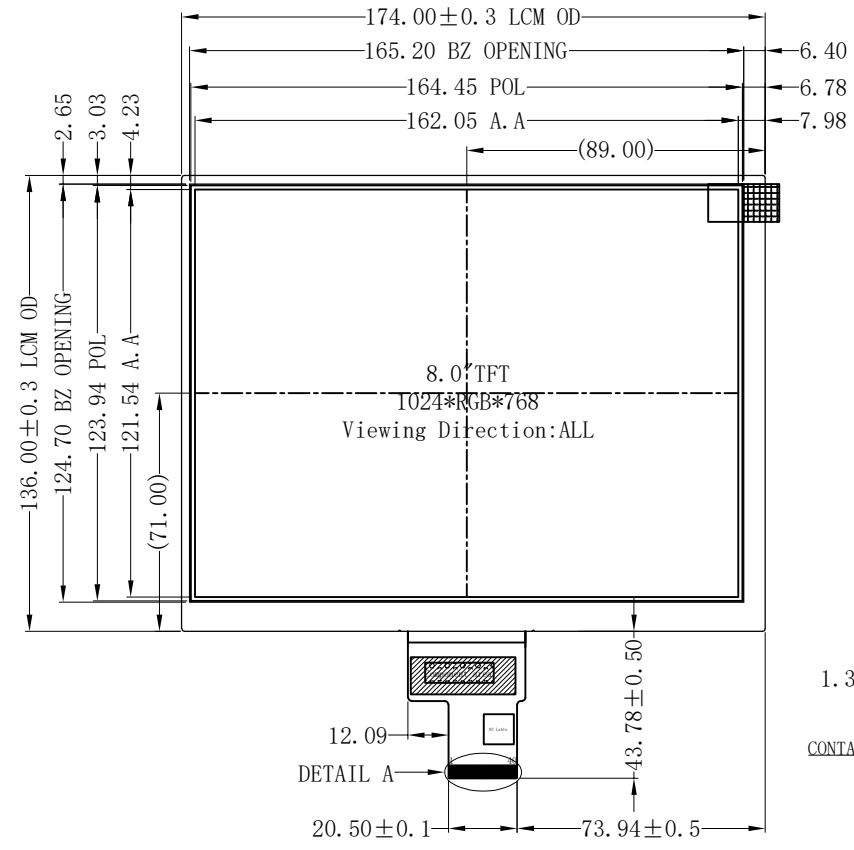


RoHS

REVISION	Revision note	DATE	NAME
V0	First	2023.08.29	Wuliyan

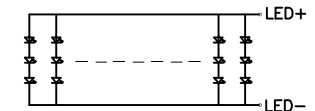
A
B
C
D
E
F



CN ASSIGNMENT:

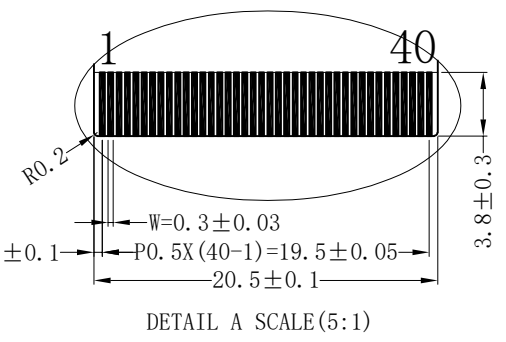
1	VCOM
2	VDD
3	VDD
4	NC
5	RESET
6	STBYB
7	GND
8	RXIN0-
9	RXIN0+
10	GND
11	RXIN1-
12	RXIN1+
13	GND
14	RXIN2-
15	RXIN2+
16	GND
17	RXCLKIN-
18	RXCLKIN+
19	GND
20	RXIN3-
21	RXIN3+
22	GND
23	SPI_SCL
24	SPI_SDA
25	GND
26	SPI_CSB
27	NC
28	SELB
29	AVDD
30	GND
31	LED-
32	LED-
33	L/R
34	U/D
35	VGL
36	NC
37	NC
38	VGH
39	LED+
40	LED+

LED CIRCUIT DIAGRAM:



3*11=33EA If=220mA

- Note:
1. DISPLAY TYPE: 8.0 TFT, TRANSMISSIVE, NORMAL BLACK ;
 2. VIEWING DIRECTION : U/L/D/R 80/80/80/80;
 3. TFT Driver IC : JD9165A ;
 4. Top : -20° C ~ 60° C, Tst : -30° C ~ 70° C;
 5. LCM Luminance:LED/300cd/m² (Typical)
 6. Modify the marker, with * accent size, with () as the reference size, general tolerance: ±0.2;
 7. Meets RoHS standards



	广东德星微电子有限公司 Disea Electronics Co.,LTD	
	Http://www.diseaelec.com	
Approved By	SIZE: TFT_LCD 8.0"	
Checked By	DWARING_NO.: DS-T080BXEA-01	
Drawn By Wuliyan	CUSTOMER_NO.	
UNIT: mm		

1 2 3 4 5 6 7 8