

## Data sheet

Commercial Art.No.: 96.233.2031.7

Cable assembly RST20i3K1BS 25 H 20GN0

RST20i3 extension cable female - male, 3 pole, assembled with shrinkage tube, application 250/400V with PE, 20A, cable type H07RN-F, length 2.0m, cross section 2.5mm<sup>2</sup>, coding color leaf green



Commercial Art.No.	96.233.2031.7
EAN	4015573916845
Order Unit	1

Certificates / Approvals



## Technical data

### General

Rated current	20 A
Rated voltage	250 V / 400 V
Rated impulse voltage	4 kV
Pollution degree	3
Lockable	self-locking (unlocking by tool)
Color of coding/ contact carrier	leaves green
Marking of poles	1, 2, PE
Color of housing inclusive strain relief	black

### Model

type of construction	Shrinkage tube
Connection type	Crimp
Nominal cross section conductor	2.5 mm <sup>2</sup>
Degree of protection (IP)	IP66/68 (3m;2h)
Cable type	H07RN-F
Cable color	black
Cable diameter min.	11.3 mm
Cable diameter max.	11.9 mm
Version of cable	female - male
Type of cord set	connecting cable
Version cable end 1	female
Version cable end 2	male
Shielded	No

**Material**

Surface finish	Silver-plated
halogen free	No
Continuous temperature of cable	60 °C
Insulation components continuous temperature	100 °C
Fire load	0 kWh

**Dimensions**

Total length	2 m
--------------	-----

**Classification**

ECLASS 11	
ECLASS 8.1	27440604
ETIM 7.0	EC002587
ETIM 6.0	EC002587
ETIM 5.0	EC002587
ETIM 4.0	EC002587

**Note**

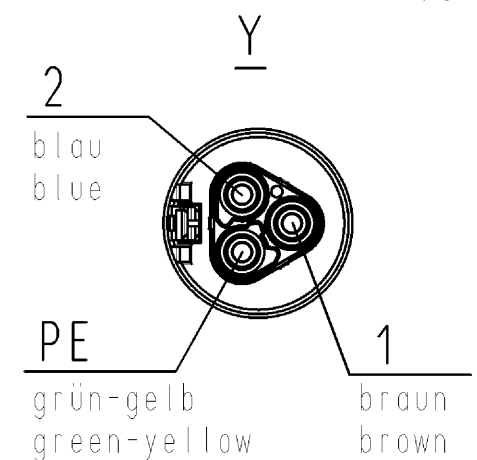
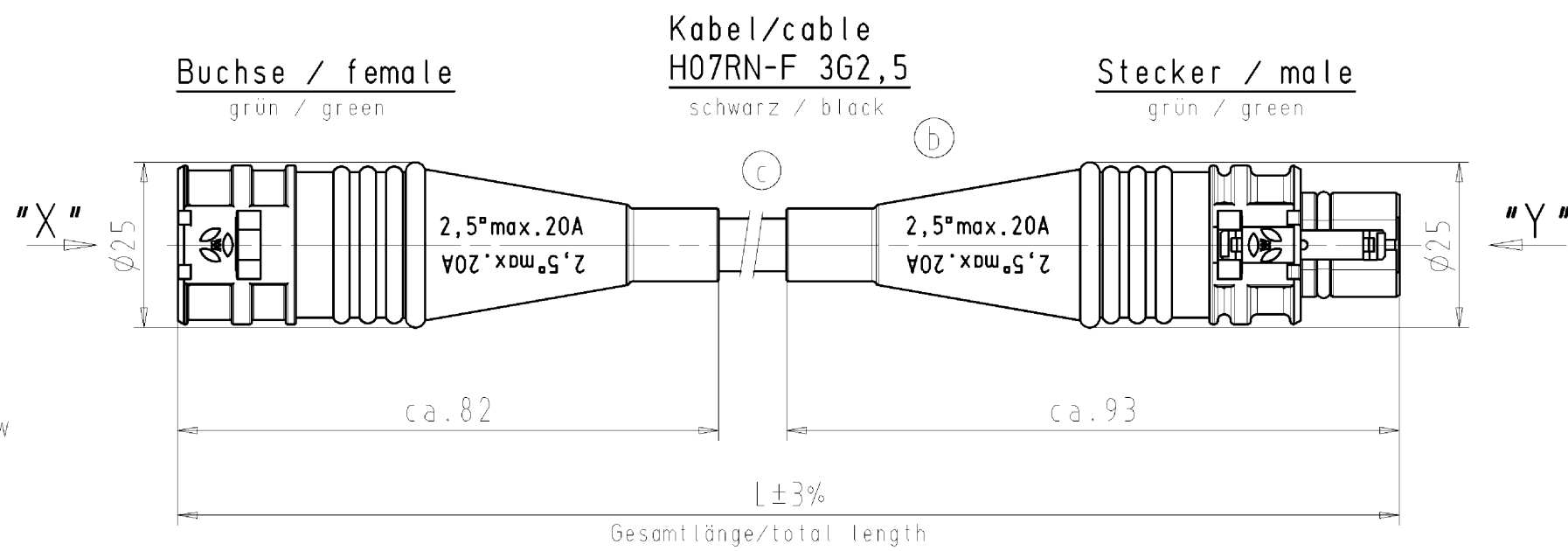
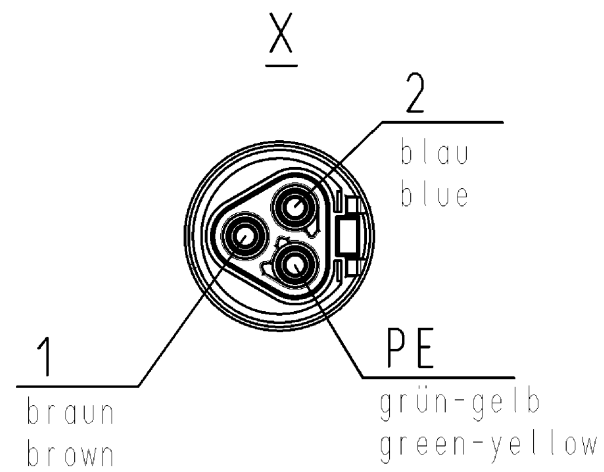
Note	The total length may vary up to + / - 3 %.
------	--

**Product compliance**

ROHS conformity status	Compliant/Exempted
ROHS exceptions	III-6(c)
REACH-SVHC conformity status	Duty-To-Declare
REACH-SVHC substances	Lead
REACH-SVHC CAS numbers	7439-92-1

These dimensions will be especially checked at delivery  
 Only inspection dimensions  
 With /E marked dimensions are only valid for internal use

Diese Maße werden bei Abnahme besonders geprüft  
 Ausschließlich Prüfmaße  
 Mit /E gekennzeichnete Maße sind nur für interne Zwecke gültig



Weitergabe sowie Vervielfältigung dieses Dokuments, Verwertung und Mitteilung seines Inhalts sind verboten, soweit nicht ausdrücklich gestattet. The reproduction, distribution and utilization of this document as well as the communication of its contents to others without express authorization is prohibited.

Teile-Nr. part-no.	L	Beispiel (Farbe: grün) <sup>a</sup> exampel (colour: green)	Typ type	
96.233.XX31.7	XX in dm-Schritten	96.233.1031.7 = 10dm/L= 1000mm	RST2013K1BS 25 H 10GN02	
U6.233.XX31.7	XX in m-Schritten	U6.233.1231.7 = 12 m/L=12000mm	RST2013K1BS 25 HX12GN02	
Weitere Daten siehe KATALOG oder eKatalog. Additional data see CATALOG or eCatalog.		www.wieland-electric.com eshop.wieland-electric.com		
Tolerierung Size ISO 14405 <sup>E</sup> / Tolerance system Size ISO 14405 <sup>E</sup> . (This ISO-standard describes the envelope principle. According to the envelope principle the deviations of form and parallelism are limited by the size tolerances).		ja/yes <input checked="" type="checkbox"/> Stoffverbots- und Deklarationsliste nach WN 5020.010 ist einzuhalten. Conformity with Wieland document WN 5020.010 e (list of prohibited / declarable hazardous substances) to be declared!		
Freitoleranz nach General tolerance		CAD - Zeichnung, keine manuellen Änderungen CAD - drawing, no manual modifications allowed	1. Verwendung: - First Use:	
		Werkstoff/Material Farbe: grün color: green	Blatt: 1 von 1 Sheet: of 1	
		2006 Tag/Date Name	Zeichnung Nr./Drawing No. Index T 96.233.0431.7 01K d	
		gezeichnet/drawn geprüft/checked Normgepr. / Stand. check		
d	16.07.2014/	%	Maße in mm/Dimensions are in mm	
c	04.10.2012/	Vol. mm <sup>3</sup> / Ofl./Surf. mm <sup>2</sup>	Ersatz für/Replacement for: -	
b	21.08.2006/	Type		Benennung/Tittle <b>KONTEKT_LEITUNG</b> ready made cable Crimpausführung/crimp design K1 400V
a	05.07.2006/	www.wieland-electric.com		
Index	Datum / Blatt Date / Sheet	www.wieland-electric.com		
Änderung/Revision				

962330431701K\_2 CADW3027 Duesch 2014-07-17 10:58:52 1.000