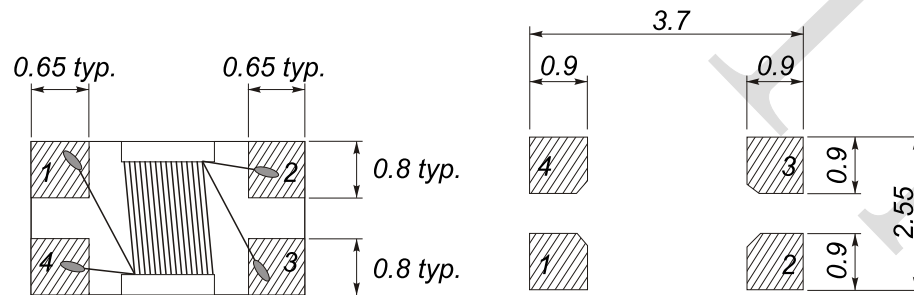
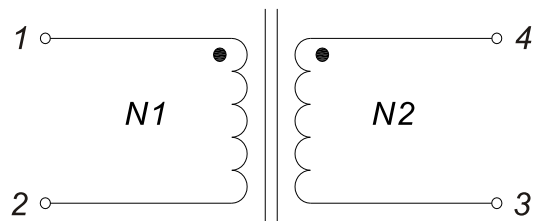


Rev.	Description	Date
A0	New release	2018.02.27

### 1. PHYSICAL CHARACTERISTICS (mm)



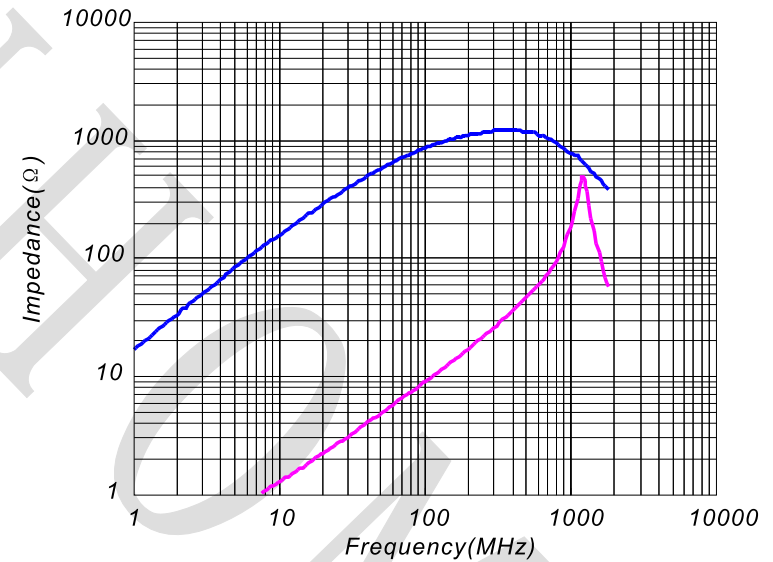
### 2. ELECTRONICAL SCHEMATIC



### 3. ELECTRONICAL SPECIFICATIONS

Impedance:  $1000\Omega \pm 25\%$ @100MHz  
 DCR:  $55m\Omega$  Max  
 IDC:  $1.5A$  Max  
 Rated voltage:  $60V$   
 Insulation Resistance:  $10M\Omega$  Min  
 Operating temperature:  $-40^{\circ}C$  to  $+125^{\circ}C$   
 Storage temperature:  $-40^{\circ}C$  to  $+85^{\circ}C$

### 4. PERFORMANCE CURVES



NAME:	Surface mount wound molded chip inductors		
CUSTOMER P/N:	117955 ACP3225-102-2P-T000	DATE:	2018-02-27
SHINHOM P/N:	SF1210-102Y-1.5A	REV:	A0
DRAWN BY	CHECKED BY	APPROVE BY	



**SHINHOM**

SHAANXISHINHOM ENTERPRISE CO LTD

TEL:+86-029-87851838  
 FAX:+86-029-87851840  
 ZIP:710054  
 Http://www.shinhom.com  
 E-mail: sales@shinhom.com.cn  
 NO. 8, Yanta Northern Road, Xi'an Shaanxi Pro. China