

## Data sheet

Commercial Art.No.: 96.072.4553.1

Connector RST20I7S S1 ZR3 SW

RST20i7 connector, 7 pole, male, screw connection, application 250/400V with PE, 20A, for cable diameters 14-18mm, coding color black, color of housing black



Commercial Art.No.	96.072.4553.1
EAN	4049088424113
Order Unit	1

Certificates / Approvals



## Technical data

### General

Rated current	20 A
Rated voltage	250 V / 400 V
Rated impulse voltage	4 kV
strain relief	yes
Pollution degree	3
Lockable	self-locking (unlocking by tool)
Color of coding/ contact carrier	black
Marking of poles	1, 2, 3, 4/N, 5, 6, PE
Color of housing inclusive strain relief	black

### Connection Data

Cable diameter max.	18 mm
Cable diameter min.	13 mm
Connection cross section solid mm <sup>2</sup> max.	1.5 mm <sup>2</sup>
Connection cross section solid mm <sup>2</sup> min.	0.2 mm <sup>2</sup>
Connection cross section fine stranded mm <sup>2</sup> max.	2.5 mm <sup>2</sup>
Connection cross section fine stranded mm <sup>2</sup> min.	0.2 mm <sup>2</sup>
Terminations per pole	1
Connection cross section stranded AWG min.	20 AWG
Connection cross section stranded AWG max.	14 AWG
sheath strip length	37 mm
Wire strip length	8 mm

### Model

Model	male
Connection type	screw connection

Degree of protection (IP)	IP66/68 (3m;2h) /IP69
---------------------------	-----------------------

**Material**

Housing material	Polyamide
halogen free	yes
Contact material	CuZn
Fire load	0.394 kWh
Insulation components continuous temperature	100 °C
Surface finish	Silver-plated
UL classification housing	UL-V2
UL classification strain relief	UL-V2

**Dimensions**

Length	98 mm
Width	35.4 mm
Height	35.4 mm

**Note**

Note	Wires with 2,5 mm <sup>2</sup> only without ferrules; 3 poles max. 20A, 4 poles max. 5A
------	---

**Classification**

ECLASS 11	
ECLASS 8.1	27440605
ETIM 7.0	EC002560
ETIM 6.0	EC002560
ETIM 5.0	EC002560
ETIM 4.0	EC002560

**Product compliance**

ROHS conformity status	Compliant/Exempted
ROHS exceptions	III-6(c)
REACH-SVHC conformity status	Duty-To-Declare
REACH-SVHC substances	Lead
REACH-SVHC CAS numbers	7439-92-1

**Fits with**

Commercial Art.No.:	Article-type description:	Description:
96.071.4553.1	Connector RST20I7S B1 ZR3 SW	RST20i7 connector, 7 pole, female, screw connection, application 250/400V with PE, 20A, for cable diameters 14-18mm, coding color black, color of housing black
9L.071.4553.1	Connector RST20I7S 11 ZR3 SW	RST20i7 connector, with longitudinal sealing, 7 pole, female, screw connection, application 250/400V with PE, 20A, for cable diameters 14-18mm, coding color black, color of housing black
96.071.6053.1	Device connector RST20I7S B1 M00V SW	RST20i7 device connector M20, 7 pole, female, screw connection, modular, application 250/400V with PE, 20A, coding color black, color of housing black

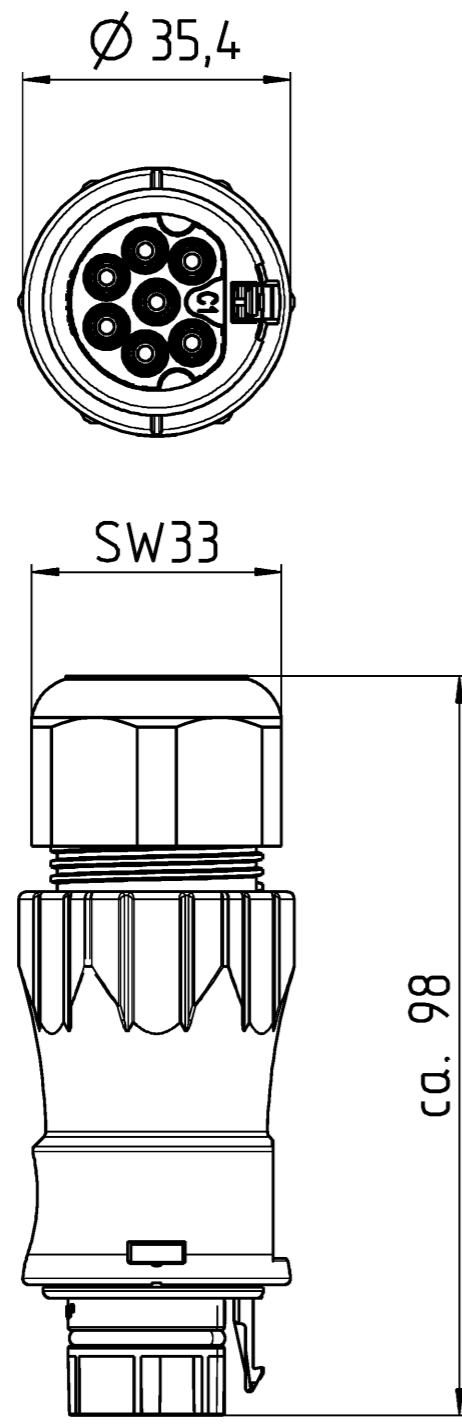
9L.071.6053.1	Device connector RST20I7S 11 M00V SW	RST20i7 device connector M20, with longitudinal sealing, 7 pole, female, screw connection, modular, application 250/400V with PE, 20A, coding color black, color of housing black
96.071.6153.1	Device connector RST20I7S B1 M03V SW	RST20i7 device connector M16, 7 pole, female, screw connection, modular, application 250/400V with PE, 20A, coding color black, color of housing black
9L.071.6153.1	Device connector RST20I7S 11 M03V SW	RST20i7 device connector M16, with longitudinal sealing, 7 pole, female, screw connection, modular, application 250/400V with PE, 20A, coding color black, color of housing black
96.073.6053.1	Device connector RST20I7S B1 M90V SW	RST20i7 device connector (90° angled) M20, 7 pole, female, screw connection, modular, application 250/400V with PE, 20A, coding color black, color of housing black
96.073.6253.1	Device connector RST20I7S B1 M90V SW	RST20i7 device connector (90° angled) M25, 7 pole, female, screw connection, modular, application 250/400V with PE, 20A, coding color black, color of housing black
96.075.6153.1	Device connector RST20I7S B1 M13V SW	RST20i7 device connector (7° angled) M16, 7 pole, female, screw connection, modular, application 250/400V with PE, 20A, coding color black, color of housing black
96.071.6253.1	Device connector RST20I7S B1 M01V SW	RST20i7 device connector M25, 7 pole, female, screw connection, modular, application 250/400V with PE, 20A, coding color black, color of housing black
9L.071.6253.1	Device connector RST20I7S 11 M01V SW	RST20i7 device connector M25, with longitudinal sealing, 7 pole, female, screw connection, modular, application 250/400V with PE, 20A, coding color black, color of housing black

A  
Weitergabe sowie Vervielfältigung dieses Dokuments, Verwertung und Mitteilung seines Inhalts sind verboten, soweit nicht ausdrücklich gestattet.  
The reproduction, distribution and utilization of this document as well as the communication of its contents to others without express authorization is prohibited.

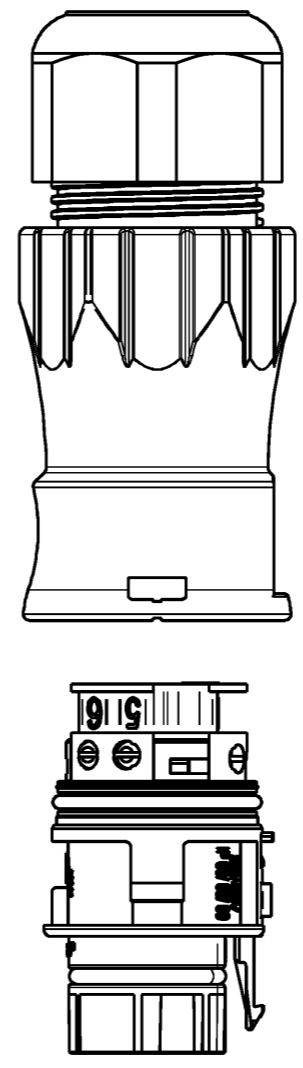
B  
These dimensions will be especially checked at delivery  
Only inspection dimensions  
With /E marked dimensions are only valid for internal use

C  
Diese Maße werden bei Abnahme besonders geprüft  
Ausschließlich Prüfmaße  
Mit /E gekennzeichnete Maße sind nur für interne Zwecke gültig

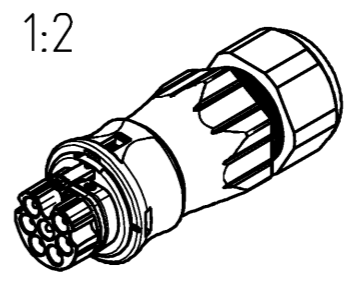
F  
Änderung / Revision



Auslieferungszustand / delivery status



Teile-Nr./ Part no.	Typ/ Type	Kodierung/ coding
96.072.4553.0	RST2017S S1 ZR3 GL	
96.072.4553.1	RST2017S S1 ZR3 SW	
96.072.4553.9	RST2017S S1 ZR3 BL07	
96.062.4553.6	RST2016S S1 ZR3 TB04	
96.072.4553.6	RST2017S S1 ZR3 TB04	



● = Pol verschlossen / pole closed

Tolerierung Size ISO 14405 (E) / Tolerance system Size ISO 14405 (E). (This ISO-standard describes the envelope principle. According to the envelope principle the deviations of form and parallelism are limited by the size tolerances).		ja/yes <input checked="" type="checkbox"/> Stoffverbots- und Deklarationsliste nach WN 5020.010 ist einzuhalten. Conformity with Wieland document WN 5020.010 e (list of prohibited / declarable hazardous substances) to be declared!	
Freitoleranz nach General tolerance	CAD - Zeichnung, keine manuellen Änderungen CAD - drawing, no manual modifications allowed	1. Verwendung: First Use:	Blatt: Sheet: 1 von 1 of 1
/	Werkstoff / Material	Tag/Date	Name
/		gezeichnet drawn 16.11.2017	Hollet
/	Maßstab / Scale	geprüft checked	
/	1:1	Normgepr. Stand. check	
/	Vol. mm <sup>3</sup> Dfl./Srf. mm <sup>2</sup>	Ersatz für / Replacement for:	
a	14.05.2018 / Datum / Blatt Date / Sheet	Type	Benennung/Title
Index		RST201	ST_SCHRAUB
Änderung / Revision		ohne Drahtschutz male, screw connection without wire protection	