

DA56-11EWA/GWA/YWA/SRWA

DC56-11EWA/GWA/YWA/SRWA

### Features

- 0.56 INCH DIGIT HEIGHT.
- LOW CURRENT OPERATION.
- EXCELLENT CHARACTER APPEARANCE.
- EASY MOUNTING ON P.C. BOARDS OR SOCKETS.
- TWO DIGIT PACKAGE SIMPLIFIES ALIGNMENTS & ASSEMBLY.
- I.C. COMPATIBLE.
- CATEGORIZED FOR LUMINOUS INTENSITY, YELLOW AND GREEN CATEGORIZED FOR COLOR.
- MECHANICALLY RUGGED.
- STANDARD : GRAY FACE, WHITE SEGMENT.

### Description

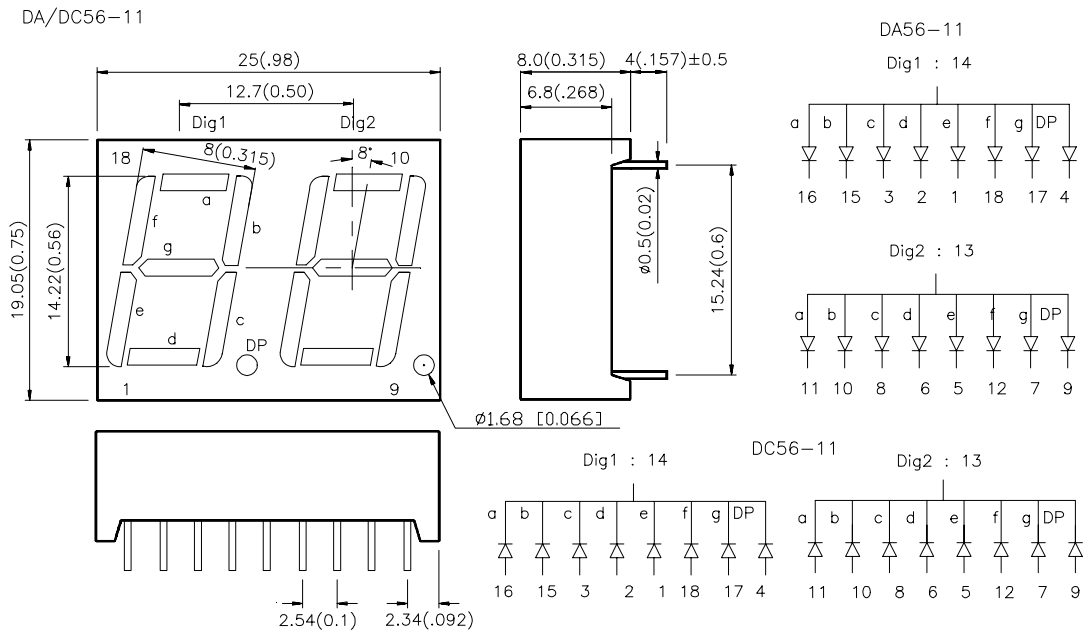
The High Efficiency Red source color devices are made with Gallium Arsenide Phosphide on Gallium Phosphide Orange Light Emitting Diode.

The Green source color devices are made with Gallium Phosphide Green Light Emitting Diode.

The Yellow source color devices are made with Gallium Arsenide Phosphide on Gallium Phosphide Yellow Light Emitting Diode.

The Super Bright Red source color devices are made with Gallium Aluminum Arsenide Red Light Emitting Diode.

### Package Dimensions & Internal Circuit Diagram



#### Notes:

1. All dimensions are in millimeters (inches), Tolerance is  $\pm 0.25(0.01)$  unless otherwise noted.
2. Specifications are subject to change without notice.

## Selection Guide

Part No.	Dice	Iv (ucd) @ 10 mA		Description
		Min.	Typ.	
DA56-11EWA	HIGH EFFICIENCY RED (GaAsP/GaP)	1900	8000	Common Anode.Rt.Hand Decimal
DC56-11EWA				Common Cathode.Rt.Hand Decimal
DA56-11GWA	GREEN (GaP)	3000	10500	Common Anode.Rt.Hand Decimal
DC56-11GWA				Common Cathode.Rt.Hand Decimal
DA56-11YWA	YELLOW (GaAsP/GaP)	1900	4700	Common Anode.Rt.Hand Decimal
DC56-11YWA				Common Cathode.Rt.Hand Decimal
DA56-11SRWA	SUPER BRIGHT RED (GaAlAs)	8000	24000	Common Anode.Rt.Hand Decimal
DC56-11SRWA				Common Cathode.Rt.Hand Decimal

## Electrical / Optical Characteristics at T<sub>A</sub>=25°C

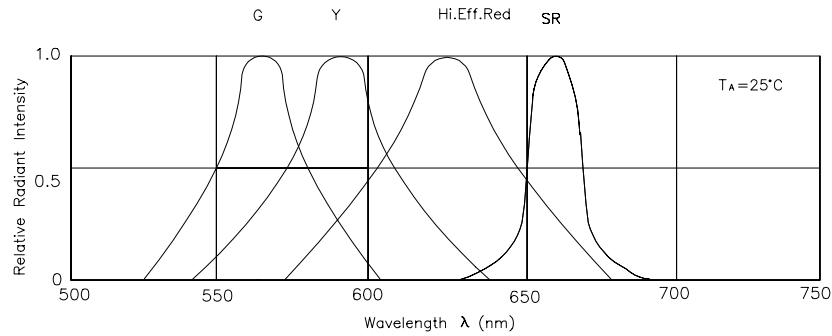
Symbol	Parameter	Value	Unit	Condition
$\lambda_{peak}$	Peak Wavelength	High Efficiency Red Green Yellow Super Bright Red	627 565 590 660	nm IF=20mA
$\lambda_D$	Dominate Wavelength	High Efficiency Red Green Yellow Super Bright Red	625 568 588 640	nm IF=20mA
$\Delta\lambda_{1/2}$	Spectral Line Halfwidth	High Efficiency Red Green Yellow Super Bright Red	45 30 35 20	nm IF=20mA
C	Capacitance	High Efficiency Red Green Yellow Super Bright Red	15 15 20 45	pF VF=0V;f=1MHz
V <sub>F</sub>	Forward Voltage	High Efficiency Red Green Yellow Super Bright Red	2.0 2.2 2.1 1.85	2.5 2.5 2.5 2.5 V IF=20mA
I <sub>R</sub>	Reverse Current	All	10	uA VR = 5V

## Absolute Maximum Ratings at $T_A=25^\circ\text{C}$

Parameter	High Efficiency Red	Green	Yellow	Super Bright Red	Units
Power dissipation	105	105	105	100	mW
DC Forward Current	30	25	30	30	mA
Peak Forward Current [1]	160	140	140	155	mA
Reverse Voltage	5	5	5	5	V
Operating/Storage Temperature	-40°C To +85°C				
Lead Solder Temperature [2]	260°C For 5 Seconds				

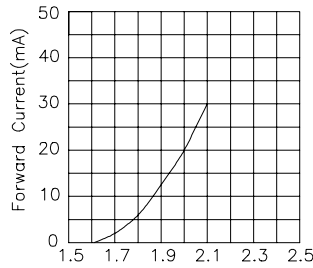
**Notes:**

- 1/10 Duty Cycle, 0.1ms Pulse Width.
- 4mm below package base.

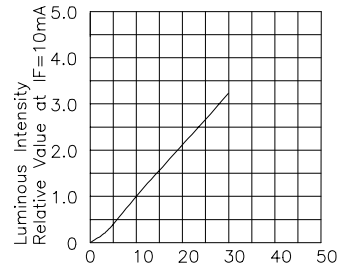


RELATIVE INTENSITY Vs. WAVELENGTH

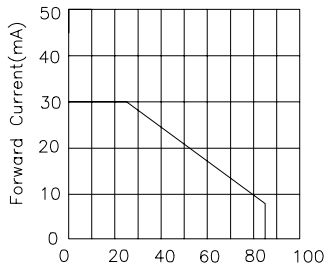
## High Efficiency Red



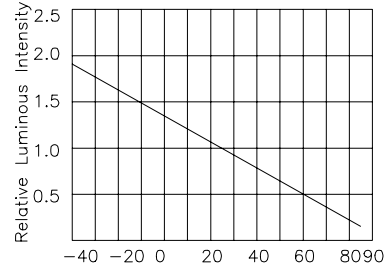
FORWARD CURRENT Vs  
FORWARD VOLTAGE



LUMINOUS INTENSITY Vs.  
FORWARD CURRENT

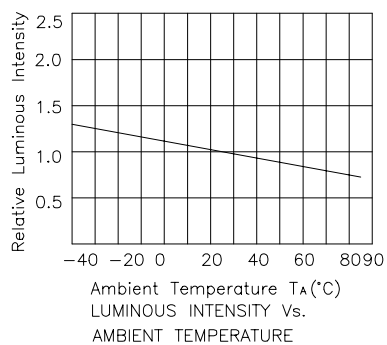
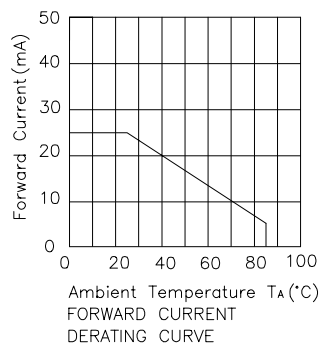
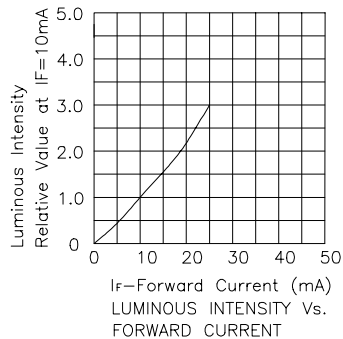
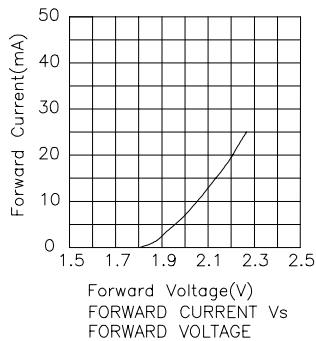


FORWARD CURRENT  
DERATING CURVE

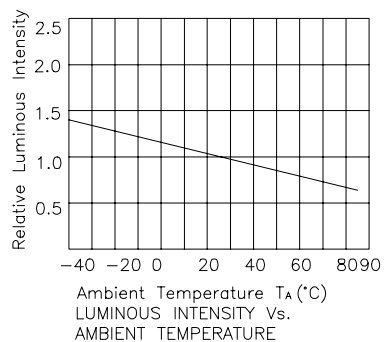
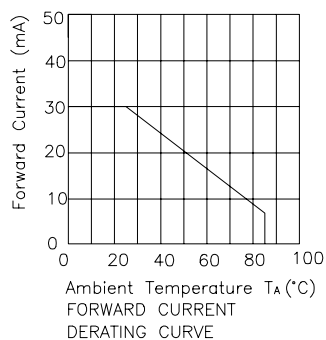
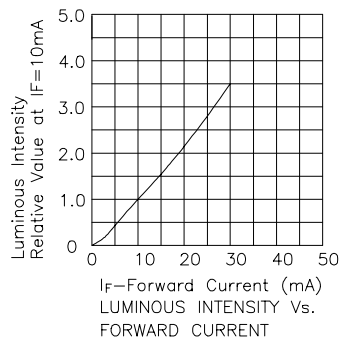
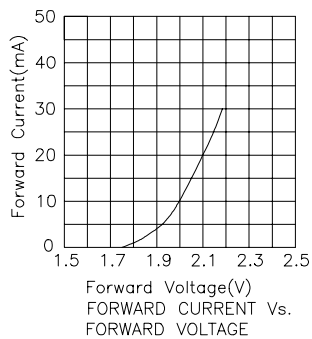


LUMINOUS INTENSITY Vs.  
AMBIENT TEMPERATURE

## Green



## Yellow



## Super Bright Red

