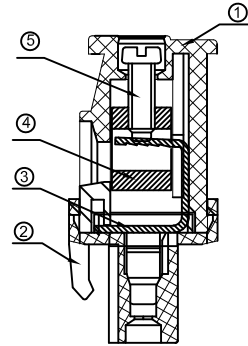
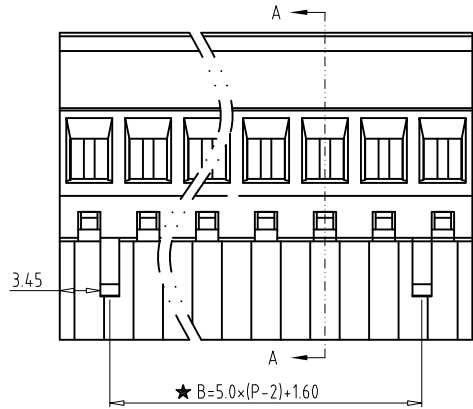
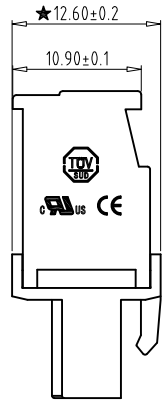


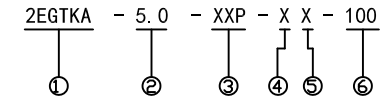
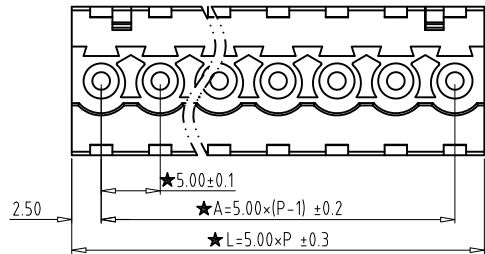
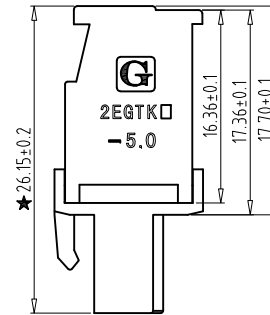
REV	CONTENT	CHK	DATE
V0.0	CONTENT	MYZ	21.07.03

Electrical :

- | | | |
|---|-----------------|--------------------|
| | UL | IEC |
| 1.Rated Voltage : | 300V | 320V |
| 2.Rated Current : | 15A | 18A |
| 3.Torque Value : | M2.5 ,3.54Lb.in | M2.5, 0.4N.m |
| 4.Wire Range: | 28-12AWG | 2.5mm ² |
| 5.Stripping Length : | 7-8mm | |
| 6.Withstanding Voltage : | AC1600V/1Min. | |
| 7.Operating Temperature : | -40°C~+105°C | |
| 8.RoHS Compliance | | |
| 9.Safty Approval : | UL US CE | |
| 10."★" is the key quality control point | | |



SECTION A-A



- ① Series NO.
- ② Pitch
- ③ Poles
- ④ 1 Single Pitch
2 Double Pitch
- ⑤ Color: 1 Grey
2 Blue
3 Black
4 Green
5 Orange
6 Red
7 Transparent
8 Yellow
9 White

Ⓒ Customer Request: 100-M2.5-Standard

5	SCREW	XX	P	STEEL	Zn Plated
4	BLOCK	XX	P	BRASS	Ni Plated
3	CLAMP	XX	P	BRONZE	Ni Plated
2	COVER	XX	1	PA66 UL94V-0	SEE NOTE
1	HOUSING	XX	1	PA66 UL94V-0	SEE NOTE

ITEM	NAME OF PART	NO. OF PART	Q'TY	MATERIAL	NOTE
DWG.	MYZ	DATE	21.07.03	SIZE	A4 UNITS mm SHEET/OF 1/1
CHK.		DATE		SCALE	1:1
APP.		DATE		NAME	2EGTKA-5.0-XXP-XX-100
				DWGNO.	XXXX

Grolten 宁波冠泰电子有限公司
NINGBO GOLDEN ELECTRONICS CO., LTD.

Total Pitch Tolerances in mm										Nominal dimension range in mm										⊥	≡	-	//		
over 0	over 30	over 53	over 70	over 90	over 115	over 150	over 250	over 350	over 500	over 0	over 30	over 53	over 70	over 90	over 115	over 150	over 200	over 250	over 320	0	over 10	all	over 0	over 100	over 150
±0.18	±0.20	±0.25	±0.3	±0.35	±0.44	±0.60	±0.70	±0.85	±0.20	±0.25	±0.30	±0.35	±0.44	±0.55	±0.70	±0.80	±0.90	0.2	0.3	0.3	0.3	0.2	0.3	0.5	