

**PHILIPS**

**Xitanium**

**LED driver**



## Datasheet

# Xitanium LED Panel drivers – Loop Through

Xitanium 38W LT 0.9A 42V 230V I

9290 021 71280

### Optimizing Performance

Xitanium LED drivers are designed to operate LED solutions for general lighting applications such as linear lighting in offices, public buildings as well as industrial and retail environments. Xitanium LED drivers with single current output offer industry leading performance and reliability at optimized cost. They are ideal for high volume applications while delivering to specific requirements. These drivers offer the same level of performance as Xitanium adjustable-current linear drivers to ensure high quality of light but, with a specific current setting. In addition, the isolated drivers offer ease of design-in and simpler approbation process.

Xitanium LED drivers are based on Philips experience and knowledge from conventional fluorescent technology. The reliability of the LED solution is further enhanced by specific features that protect the connected LED module, such as reduced ripple current.

### Benefits

- High reliability underpinned by 5 year warranty
- Assurance of camera-friendly performance
- Optimized performance at specific output current setting
- Enable simple approbation process to luminaires

### Features

- Low output current tolerance
- Long lifetime 50,000 hours lifetime
- Low ripple output current (1%)

### Application

- Office
- Public areas
- For luminaires of protection class II

## Electrical input data

Specification item	Value	Unit	Condition
Rated input voltage range	220...240	V <sub>ac</sub>	Performance range
Rated input voltage	230	V <sub>ac</sub>	
Rated input frequency range	50...60	Hz	Performance range
Rated input current	0.2	A	@ rated output power @ rated input voltage
Rated input power	43	W	@ rated output power @ rated input voltage
Power factor	0.9		@ rated output power @ rated input voltage
Total harmonic distortion	20	%	@ rated output power @ rated input voltage
Efficiency	88	%	@ rated output power @ rated input voltage @max. Uout
Input voltage AC range	202...254	V <sub>ac</sub>	Operational range
Input frequency AC range	47.5...63	Hz	Operational range
Isolation input to output	SELV		

## Electrical output data

Specification item	Value	Unit	Condition
Regulation method	Constant Current		
Output voltage	30...42	V <sub>dc</sub>	
Output voltage max.	60	V	Maximum output voltage (rms)
Output current	0.9	A	
Output current tolerance	± 8	%	
Output current ripple LF	≤ 1	%	Ripple = peak / average, < 3kHz
Output current ripple HF	≤ 15	%	
Output P <sub>st</sub> <sup>LM</sup>	≤ 0.03		In entire operating window
Output SVM	≤ 0.07		In entire operating window
Output power	27...37.8	W	

## Electrical data controls input

Specification item	Value	Unit	Condition
Control method	Fixed		

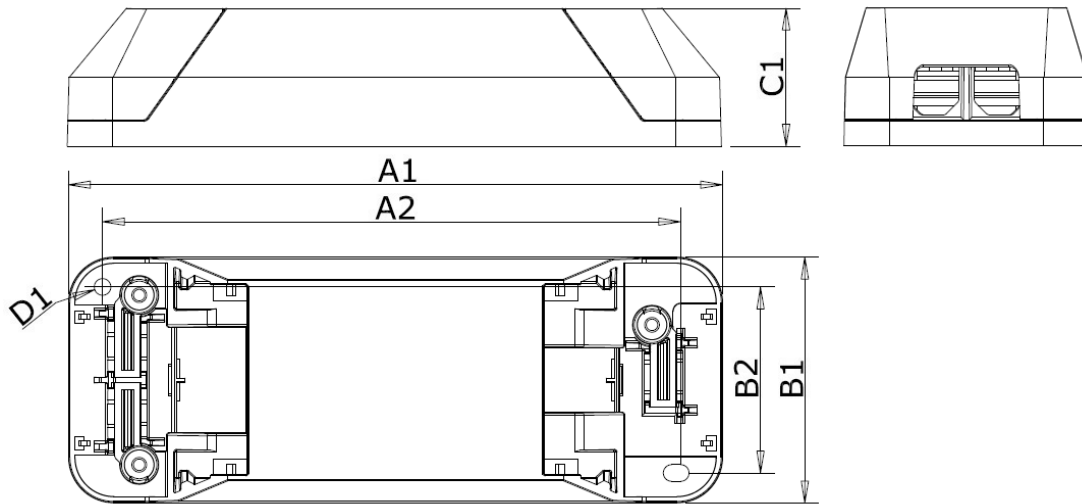
## Wiring and Connections

Specification item	Value	Unit	Condition
Input wire cross-section	0.75...2.5	mm <sup>2</sup>	Type804 (Loop Through), solid / stranded wire
	13...18	AWG	Type804 (Loop Through), solid / stranded wire
Input wire strip length	10...11	mm	
Output wire cross-section	0.5...1.5	mm <sup>2</sup>	Type250, solid / stranded wire
	16...20	AWG	Type250, solid / stranded wire
Output wire strip length	8...9	mm	
Maximum cable length	600	mm	Total length of wiring including LED module, one way



## Dimensions and weight

Specification item	Value	Unit	Condition
Length (A1)	143	mm	
Width (B1)	54	mm	
Width (B2)	40.5	mm	
Height (C1)	30	mm	
Fixing hole diameter (D1)	3.6	mm	
Fixing hole distance (A2)	126.2	mm	
Weight	128	gram	



## Logistical data

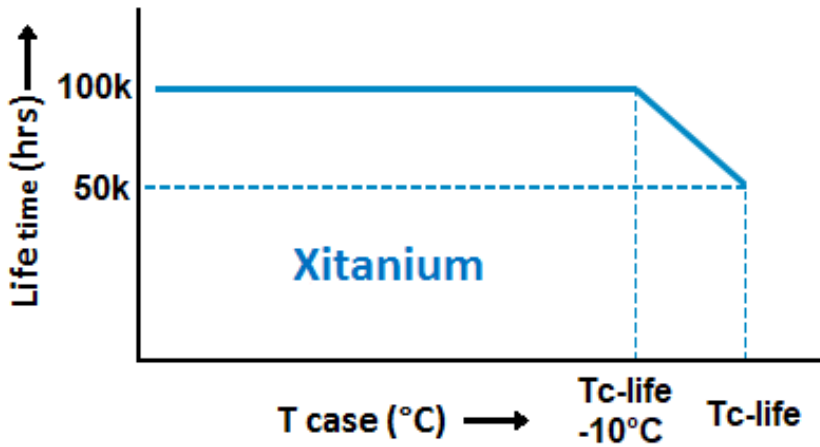
Specification item	Value
Product name	Xitanium 38W LT 0.9A 42V 230V I
Logistic code 12NC	9290 021 71280
Pieces per box	60

## Operational temperatures and humidity

Specification item	Value	Unit	Condition
Ambient temperature	-20...+40	°C	Higher ambient temperature allowed as long as T <sub>case-max</sub> is not exceeded
T <sub>case-max</sub>	75	°C	Maximum temperature measured at T <sub>case-point</sub>
T <sub>case-life</sub>	65	°C	Measured at T <sub>case-point</sub>
Maximum housing temperature	130	°C	In case of a failure, inherent by design
Relative humidity	10...90	%	Non-condensing

## Lifetime

Specification item	Value	Unit	Condition
Driver lifetime	50,000	hours	Measured temperature at Tcase-point is Tcase-life. Maximum failures = 10%



## Storage temperature and humidity

Specification item	Value	Unit	Condition
Ambient temperature	-25...+85	°C	
Relative humidity	5...95	%	Non-condensing

## Programmable features

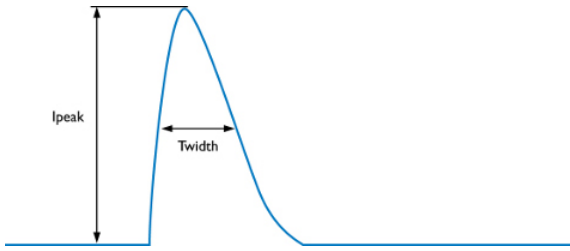
Specification item	Available	Default setting	Condition
Set Adjustable Output Current (AOC)	No	900 mA	
LED Module Temperature Protection (MTP)	No		
Constant Lumen Over Lifetime (CLO)	No		
DC emergency dimming (DCemDim)	No		

## Features

Specification item	Value	Remark	Condition
Open load protection	Yes		Automatic recovering
Short circuit protection	Yes		Automatic recovering
Over power protection	Yes		
Hot wiring	No		
Suitable for fixtures with protection class	II		per IEC60598

## Inrush current

Specification item	Value	Unit	Condition
Inrush current $I_{peak}$	7.66	A	Input voltage 230V
Inrush current $T_{width}$	55	$\mu$ s	Input voltage 230V, measured at 50% $I_{peak}$
Drivers / MCB 16A type B	$\leq 54$	pcs	Indicative value



MCB	Rating	Relative number of LED drivers
B	4A	25%
B	6A	40%
B	10A	63%
B	13A	81%
B	16A	100% (stated in datasheet)
B	20A	125%
B	25A	156%
B	32A	200%
B	40A	250%
C	4A	42%
C	6A	63%
C	10A	104%
C	13A	135%
C	16A	170%
C	20A	208%
C	25A	260%
C	32A	340%
C	40A	415%

## Driver touch current / protective conductor current

Specification item	Value	Unit	Condition
Typical Touch Current (ins. Class II)	0.7	mA peak	Acc. IEC61347-1. LED module contribution not included

## Surge immunity

Specification item	Value	Unit	Condition
Mains surge immunity (diff. mode)	1	kV	Acc. IEC61000-4-5. 2 Ohm, 1.2/50us, 8/20us
Mains surge immunity (comm. mode)	2	kV	Acc. IEC61000-4-5. 12 Ohm 1.2/50us,8/20us

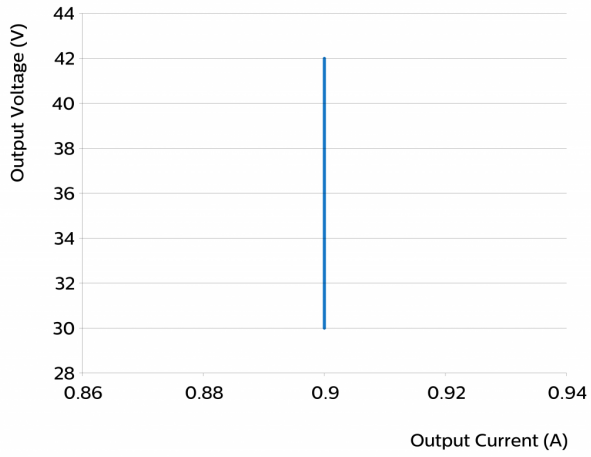
## Application Info

Specification item	Value
Approval marks	C-tick / CB / CCC / CE / ENEC / F-mark / SELV / TISI
Ingress Protection classification (IP)	20

## Graphs

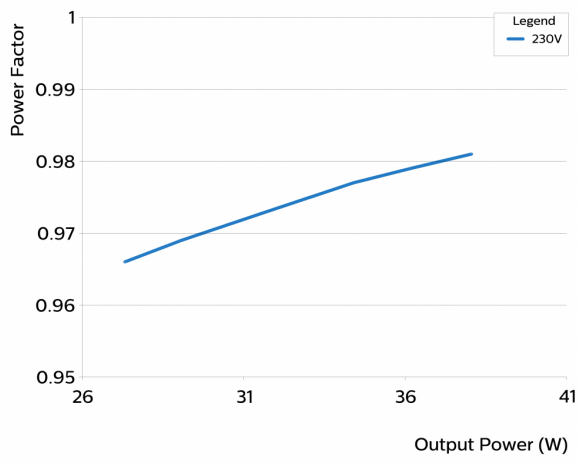
### Operating window

---



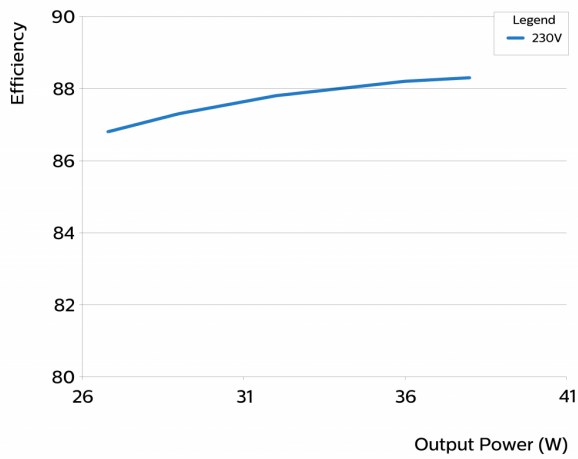
### Power factor versus output power

---



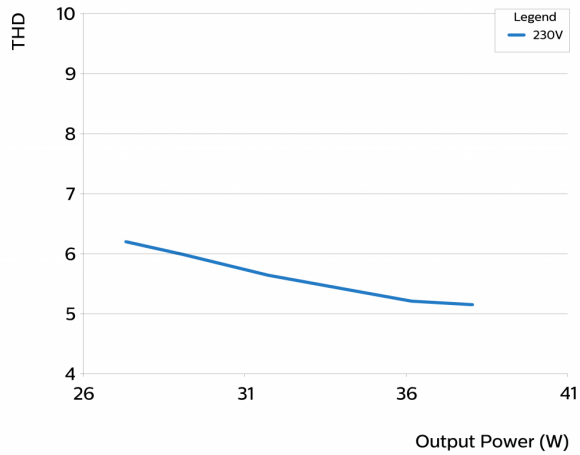
### Efficiency versus output power

---



## THD versus output power

---



## Notes

---

Wiring guideline or caution:

- 1) The outer diameter of the cables at input side is 3~10mm, output side is 3~8mm.
- 2) Through wiring of mains is for connecting additional LED Driver only. Max. permanent current of 13A may not be exceeded.



©2021 Signify Holding, IBRS 10461, 5600 VB, NL. All rights reserved.

The information provided herein is subject to change without notice. Signify does not give any representation or warranty as to the accuracy or completeness of the information included herein and shall not be liable for any action in reliance thereon. The information presented in this document is not intended as any commercial offer and does not form part of any quotation or contract, unless otherwise agreed by Signify.

Philips and the Philips Shield Emblem are registered trademarks of Koninklijke Philips N.V. All other trademarks are owned by Signify Holding or their respective owners.

Date of release: August 31, 2021

[www.philips.com/oem](http://www.philips.com/oem)