

SPECIFICATION

APPROVAL SHEET

CUSTOMER:**PRODUCTS:**

AKMJ series AC Capacitor

CATEGORY:3x100 μ F640Vac**ORDERING CODE:**

307J641A51501

CUSTOMER CODE:**DATE:**June 09th, 2022 (Ver 0)

承認印/APPROVAL STAMP			
供方 /VENDER		客戶 /CUSTOMER	
Design	Audit		
JJ.C June.07 th , 2022	D.H June.7 th , 2022		

Specification Revisions:

Revision Level	Revision Change	Date	Initials
Ver 1.0	Height 260→210	220620	X.J.

CABO ELECTRONICS(FOSHAN) LIMITED

TEL: 86-757-8879 3288 FAX: 86-757-8619 7918

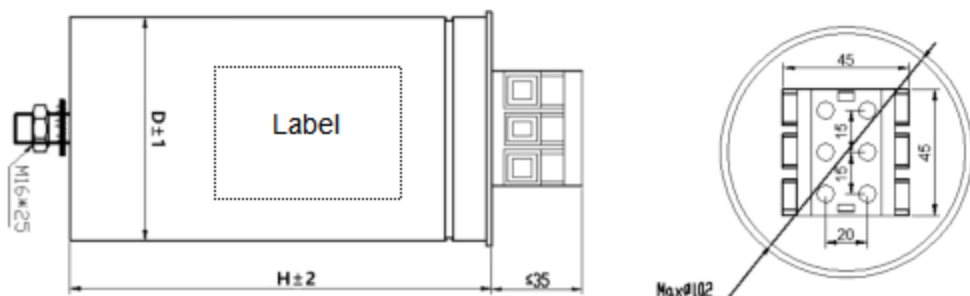
info@cabonix.com www.cabonix.com

A Hi-Reliability capacitor brand of China

Failure Rate \leq 100FIT | 100% Tested Before Delivery

技術圖紙請勿外傳! 該產品引用了多項自主技術專利, CABO保留追究一切技術圖紙外流損失的權利。
Confidential! The specification involved self-owned technologies patents, all rights reserved by CABO.

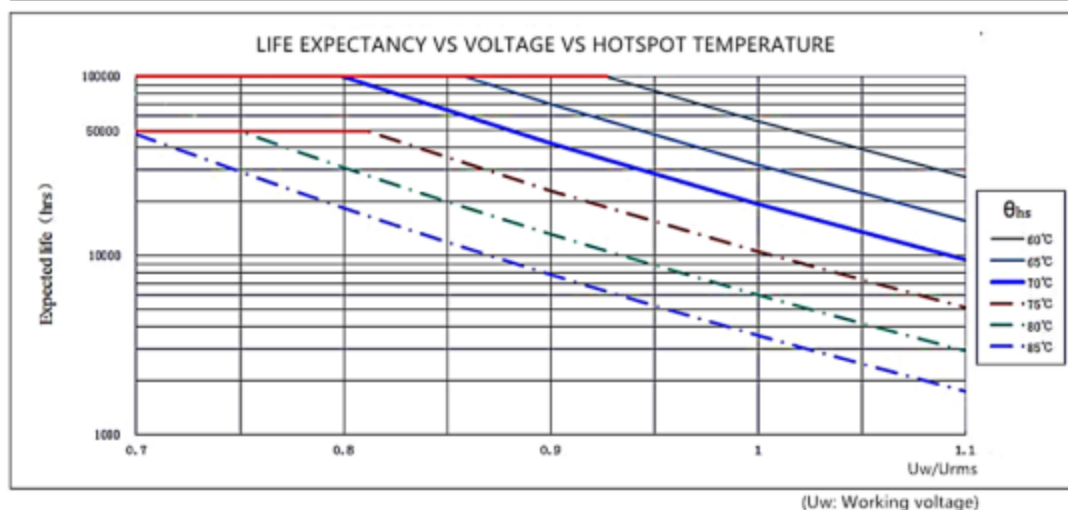


AKMJ series AC filtering Capacitor
3x100 μ F640Vac Ordering code:307J641A51501

 Dimensions in mm, unspecified dimensions tolerance ± 1 mm

Capacitance (μ F)	U_{nac} (Vac)	U_{rms} (Vac)	Diameter (Φ D) (mm)	Height (H) (Vac)	Connection
3 x 100	640	450	96	210	Delta Δ

Technical specification

Electrical Characteristics	
Capacitance (C_n)	3 x 100 μ F
Rated frequency	50/60Hz
Capacitance tolerance	$\pm 5\%$ (J)
Rated Voltage (U_n)	640 Vac
RMS current (I_{rms})	3 x 43A
Peak current (I_{pk})	2.6kA
Surge current (I_s)	7.8kA
Dissipation Factor ($tg\delta$)	≤ 0.002 @ 100Hz
ESR	$\leq 3 \times 1.0m\Omega$
Insulation Resistance (R_i)	$R_i \times C \geq 5000s$ @ 100V , 60s
R_{th}	2.8K/W
Operating Temperature (T_w)	-40~+85 $^{\circ}$ C
Storage Temperature (T_s)	-40~+85 $^{\circ}$ C
Humidity (RH)	0~95%
serve time	10,000 Hrs @ 0.8 U_{rms} , $\theta_{hotspot} \leq 70^{\circ}$ C
Altitude	<2000m
Mechanical and test parameters	
Test voltage - terminals (U_t)	1.5 U_n for 10s / 2.15 U_{rms} for 10s
Test voltage - terminal/case(U_{tc})	4000Vdc 10s @ 50Hz
Enclosure material	Aluminum shell
Electrode terminals	M type
Dielectric medium	Metallized PP film, self-healing
Safety grade	Over pressure disconnecter inside, P2
Fire resistance	UL 94 V-0
Max torque of bottom bolt	10 N.M



Reference standard

IEC61071-1/2 , UL810 , UL94 , CABO Internal Standard

Packing and shipment


The capacitors are packed into a cardboard box, any kinds of shipment are permitted. But the sprinkle of rain or snow and mechanical damage must be avoided.

Marking

The capacitor is marked by laser print or stamp or adhesive label,

With following information:

1. Rated capacitance value(3x100 μ F)
2. Rated voltage(640Vac)
3. Tolerance on rated capacitance(J : $\pm 5\%$)
4. Part number(Code for ordering 307J641A51501)
5. Trace code and serial number(MFR-WEEK-SN)



Caution and Warnings

- (1) Caution the installing direction:
- (2) At least 30mm is necessary at the top space after the capacitors installed.
- (3) Pay attention to the application when the altitude over 2000m, it will affect the insulation and cooling of the capacitor.
- (4) Do not use or store capacitors in corrosive atmosphere, especially where chloride gas, sulfide gas, acid, alkali, salt or the like are present. In the dusty environment regular maintenance and cleaning especially of the terminals is required to avoid conductive path between phases.
- (5) All the data measured at Room Temperature(R.T. 23 $\pm 8^{\circ}$ C) unless otherwise specified.
- (6) CABO is not responsible for any damages, which are caused by the improper installation and application.
- (7) The capacitor have not discharge resistors between terminals, the energy stocked in the capacitor may be lethal, before handle capacitors please discharge through resistor, short-circuit the capacitor is not permit.
- (8) Specifications are subject to change without prior notice. Don't hesitate to contact us for any doubts and more detail information.