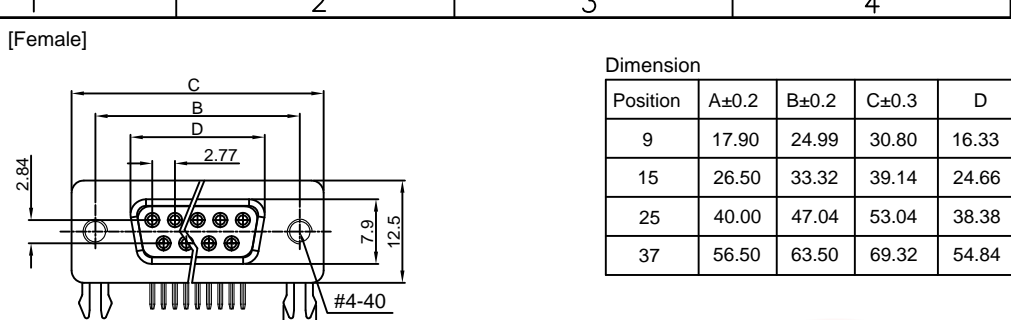
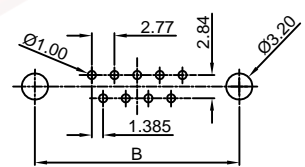

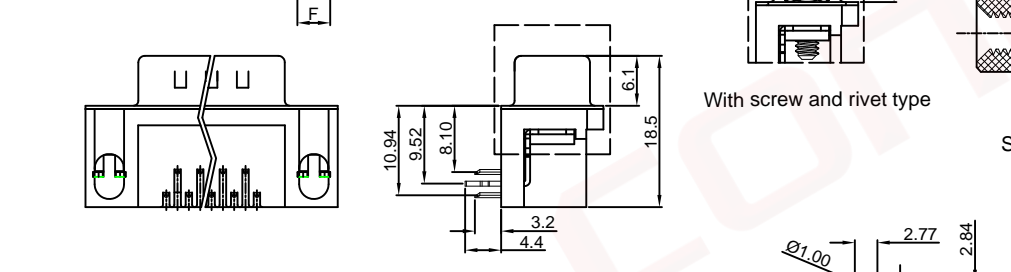
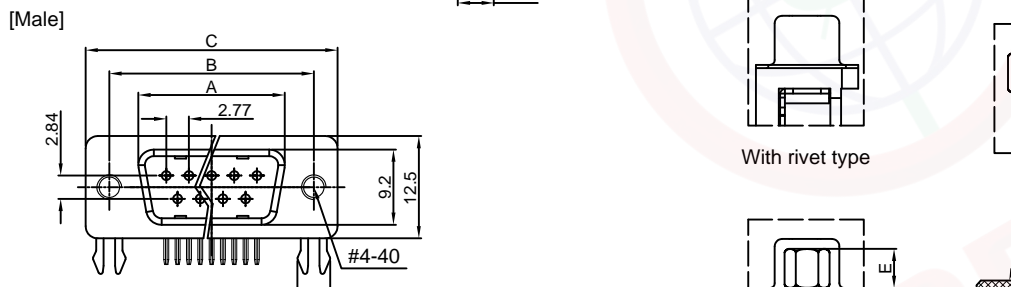
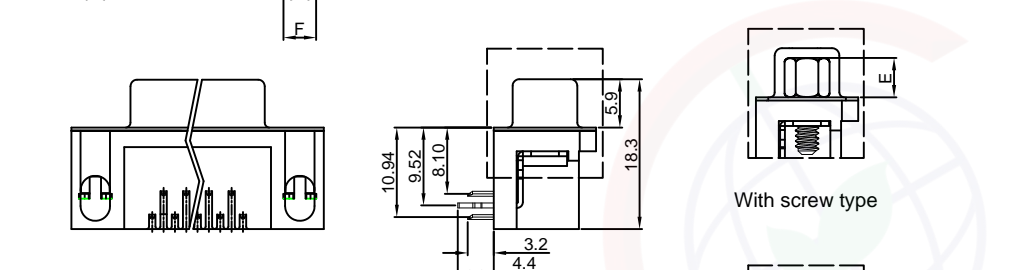


The information provided herein is from CONNPLY Electronic Co., Ltd. and is confidential. Any disclosure to a party other than the recipient is prohibited. The intellectual properties and its rights contained herein, including but not limited to, trademarks, patents, copyrights, trade secrets, and technical know-how, are owned exclusively by CONNPLY or its affiliates. Unauthorized use or reproduction of any part of this document for any purpose without the prior written permission of CONNPLY may result in legal action. CONNPLY may enforce its intellectual property rights at its own discretion, failures or delays in exercising such rights does not constitute a waiver of such rights.



Dimension

Position	A±0.2	B±0.2	C±0.3	D
9	17.90	24.99	30.80	16.33
15	26.50	33.32	39.14	24.66
25	40.00	47.04	53.04	38.38
37	56.50	63.50	69.32	54.84



REV.	DESCRIPTION	DRAWN	CHECKED	APPROVED
A	NEW RELEASE	LJH 05/13/06'		LJC 05/13/06'
H	DRAWING UPDATE	JLZ 08/08/17'		

- NOTES:
- Electrical characteristics:
 - Contact resistance: 20mΩ Max. Initial.
 - Dielectric withstanding voltage: 500V AC(rms) for 1 minute.
 - Insulation resistance: 1000MΩ Min.
 - Environment characteristics:
 - Temperature range: -40°C~+105°C.
 - Materials:
 - Insulator:PBT+Glass fiber
 - Shell:Steel
 - Contact:Copper alloy
 - Product number code:
DS1037-XXXXXX-XXX

- Screw materials
F: Steel C: Copper alloy
- Board lock materials
F: Steel C: Copper alloy
- Insulator materials
0: PBT UL94 V-0
- Screw DIM. E
4: 4.80mm 5: 5.80mm
6: 4.80mm(inside thread M2.6*0.45p,
outside thread unc#4-40)
M3: 4.80mm(inside thread M3.0,
outside thread unc#4-40)
- Board lock DIM. F
7: 3.70mm
- Contact plating
T: Selective gold flash
Si: Full gold flash
- Color of housing
K: Black
- Screw type
A: With screw type B: With rivet type
C: With screw and rivet type
D: Rivet type with screws in bulk package
E: With rivet type(N/A Thread)
- Shell plating
N: Nickel
- Connector type
M: Male F: Female
- No. of contact
09,15,25,37

GENERAL TOLERANCE		ANGLE TOLERANCE		PROJECTION	TITLE
X.	±0.60	X.	±5°		D-SUB Standard
.X	±0.38	.X	±3°	mm	Right Angle(7.2mm) Type
.XX	±0.25	.XX	±2°	SHEET SIZE	A4
DRAWING TYPE		CUSTOMER		SERIES	DS1037 SERIES
SCALE		1:1		SHEET 1 OF 1	
DRAWING NO.		C-DS1037-XXXXXXX-XXX-H			

