

香港電阻製造廠

香港柴灣安業街十二號長益工業大廈10字樓A座

HONG KONG RESISTORS MANUFACTORY

(wholly owned by Hong Kong Resistors Manufactory International Ltd.)

AN ISO 9001:2015 CERTIFIED MANUFACTURER

AN ISO 45001: 2018 MANUFACTURER

AN ISO 14001: 2015 MANUFACTURER

10A Cheong Yick Industrial Building, 12 On Yip St., Chai Wan, Hong Kong

Tel.: (852)28962782

Fax.: (852) 28965291

國內工廠一：東莞溢輝電子有限公司

地址：廣東省東莞市大嶺山鎮大嶺山大道396號4棟801室

Tel.: (86 769)83315373

Fax.: (86 769) 83311603

國內工廠二：恒輝電阻(益陽)有限公司

地址：湖南省益陽市資陽區長春工業園五福路

Tel.: (86 737)3800399

Fax.: (86 737) 3800199

國內工廠三：南充溢輝電子科技有限公司

地址：四川省南充市高坪區青蓮街道金輝路8號

Tel.: (86 817) 3315 388





Fax.: (86 817)3315 388

DATASHEET

Name of Product: WIREWOUND RESISTOR –TAPING

Sales Executive: _____

Date: _____

製造 Prepared by	品質 Quality by	業務 Sales by	核准 Authorized by
			
JSC PROMELECTRONICS			
客戶 customer approval	客戶 customer approval	客戶 customer approval	客戶 customer approval

Spec. No. WRTB 2023

Rev. No.: 2023 Aug

PRODUCT : WIREWOUND RESISTOR

TYPE : WR 100/200

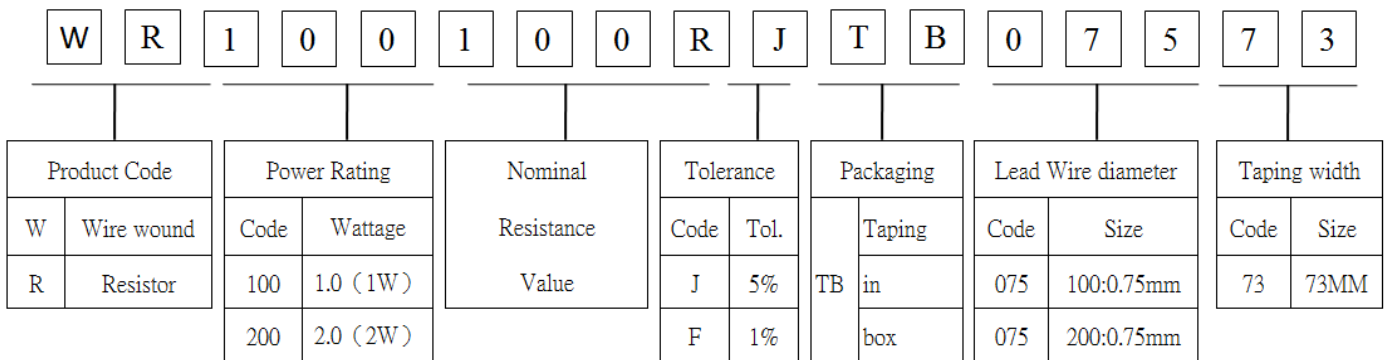
1. APPLICABLE SCOPE:

- 1.1 This specification is for use in WIREWOUND RESISTORS
- 1.2 Characteristics and specifications are according to those of:
JIS C 5201
- 1.3 RoHS and REACH compliant product

2. PART NUMBER

It is composed of description, rated wattage , nominal resistance value , tolerance and packaging.

2.1 Make Up:



Explanation :

Part Number

WR 100100RJ TB07573

Description

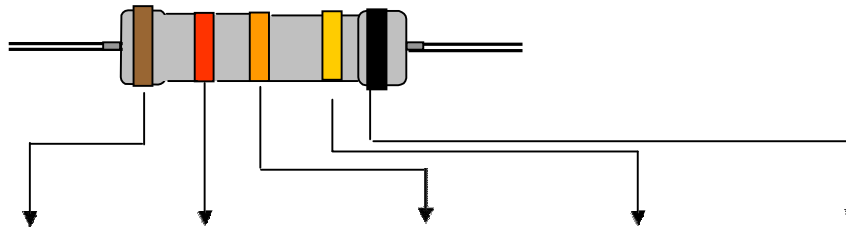
Wire wound Resistor , 1W , 100Ω , +/-5% , tape in box ,

Lead Wire diameter: d=0.75mm, Taping width=73mm.

2.3 Color code indication

Fixed resistors of which the nominal resistance value and tolerance are indicated by color codes as per Table 1 :

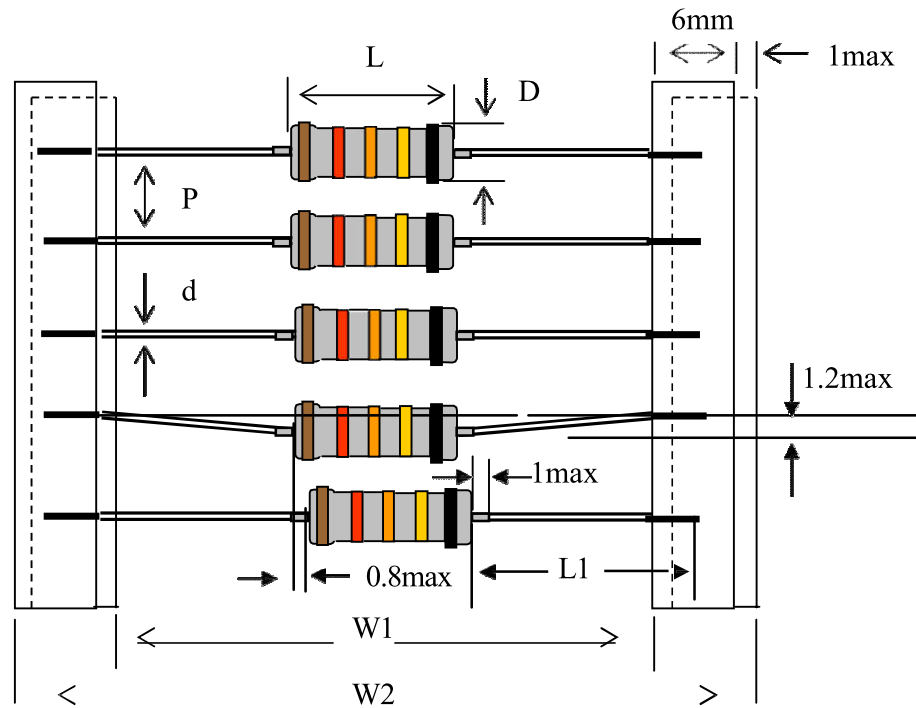
TABLE - 1



COLOR	1 ST DIGIT	2 ND DIGIT	MULTIPLIER	TOLERANCE	IDENTIFICATION
BLACK	0	0	1		WIREWOUND RESISTOR
BROWN	1	1	10	F (±1%)	
RED	2	2	100		
ORANGE	3	3	1,000		
YELLOW	4	4	10,000		
GREEN	5	5	100,000		
BLUE	6	6	1000,000		
VIOLET	7	7	10,000,000		
GREY	8	8			
WHITE	9	9			
GOLD			0.1	J (±5%)	
SILVER			0.01		

3. DIMENSIONS :

TABLE - 2



Unit : mm

TYPE	L	D	d	P	W1	W2	L1
WR100	11.0±1.5	4.0±0.5	0.75±0.05	5±0.3	73±1.5	85±1.5	34±1
WR200	15.0±1.5	5.0±0.5	0.75±0.05	10±0.3	73±1.5	85±1.5	34±1

PRODUCT : WIREWOUND RESISTOR

TYPE : WR 100/200

4. SPECIFICATIONS

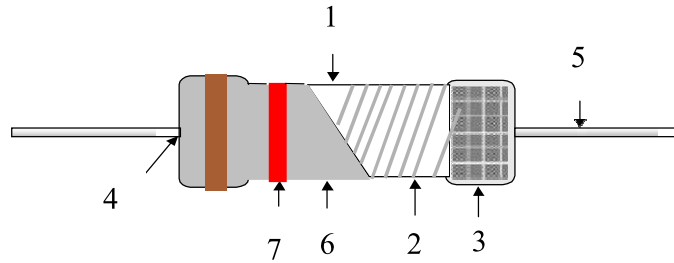
TABLE - 3

DESCRIPTION	WR-100	WR-200
STANDARD RESISTANCE VALUE RANGE	0.1Ω -200Ω	0.1Ω - 470Ω
POWER RATING AT 70°C	1W	2W
*MAX WORKING VOLTAGE	500V	500V
*MAX OVERLOAD VOLTAGE	1,000V	1,000V
OPERATING TEMPERATURE RANGE	-55°C ~+255°C	-55°C ~+255°C
TEMPERATURE COEFFICIENT	±300PPM	±300PPM
TEMPERATURE CYCLING	±(2%R+0.05Ω)	±(2%R+0.05Ω)
INSULATION RESISTANCE	MIN.1,000 MΩ	MIN.1,000 MΩ
HUMIDITY	±(5% R+0.05Ω)	±(5% R+0.05Ω)
SHORT-TIME OVERLOAD	±(2%R+0.05Ω)	±(2%R+0.05Ω)
SOLDERABILITY	MIN. 95% COVERED	MIN. 95% COVERED
VIBRATION	±(1% R+0.05Ω)	±(1% R+0.05Ω)
LOAD LIFE	±(5% R+0.05Ω)	±(5% R+0.05Ω)

* The working voltage is calculated based on the resistance value following the formula of $V=\sqrt{P \cdot R}$ or to its maximum extent as indicated above

* The overload voltage is calculated based on the resistance value following the formula of $V=2.5 \cdot \sqrt{P \cdot R}$ or to its maximum extent as indicated above

5. STRUCTURAL DIAGRAM



- | | |
|------------------------|---|
| (1) CORE | WHITE CERAMIC ROD |
| (2) RESISTANCE FILM | VALUED RESISTANCE WIRE |
| (3) TERMINAL | TINNED IRON CAP |
| (4) CONNECTION | ELECTRIC WELDING |
| (5) LEAD WIRE | SOLDERED OR TINNED ANNEALED COPPER WIRE |
| (6) FINISHING PAINTING | FLAMEPROOF SILICON PAINT |
| (7) INDICATION | COLOR CODE INK |

TABLE - 4

RATED RESISTANCE VALUE	MAX. TESTING VOLTAGE
	1W / 2W
$0.1\Omega \leq R < 10\Omega$	0.3
$10\Omega \leq R < 100\Omega$	1
$100\Omega \leq R < 1K\Omega$	3

PRODUCT : WIREWOUND RESISTOR
TYPE : WR 100/200

6. CHARACTERISTICS

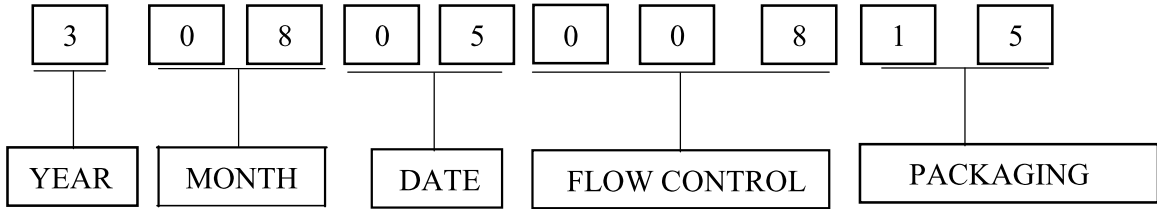
TABLE – 5

DC RESISTANCE VALUE	TEST METHOD MIL-STD-202 ITEM 303	VOLTAGE AS TABLE -4. TEMPERATURE $25 \pm 2^{\circ}\text{C}$. AQL 0.25%.
VOLTAGE WITHSTAND	TEST METHOD MIL-STD-202 ITEM 301	V-BLOCK METHOD. VOLTAGE AS TABLE -3 $\times 1.42$, 1 MIN. AQL 1%.
SHORT TIME OVERLOAD	TEST METHOD JIS C 5201 ITEM 5.5	RATED VOLTAGE $\times 2.5$ TIMES OR MAX.WORKINGVOLTAGE $\times 2$ TIMES. ABOVE TEST 5 SEC. THE RESISTANCE VALUECHANGE RATE SHALL BE WITHIN $\pm(2\%R+0.05 \Omega)$.
TERMINAL STRENGTH	TEST METHOD MIL-STD-202 ITEM 211	TENSILE STRENGTH : 1KG TENSIONAL STRENGTH : 180° , 2 CYCLES. BENDING STRENGTH : 0.5KG, 2 TIMES. THE RESISTANCE VALUECHANGE RATE SHALL BE WITHIN $\pm(0.5\%R+0.05 \Omega)$.
SOLDERABILITY OF TERMINAL	TEST METHOD MIL-STD-202 ITEM 210	$260 \pm 5^{\circ}\text{C}$ 10 \pm 1SEC. AFTER TESTING, LEAVE FOR 3 HOURS. THE RESISTANCE VALUECHANGE RATE SHALL BE WITHIN $\pm(1\%R+0.05 \Omega)$.
TEMPERATURE CYCLE	TEST METHOD MIL-STD-202 ITEM 107	LOW SIDE TEMPERATURE : $-55^{\circ}\text{C} \pm 3^{\circ}\text{C}$ 30MIN. ROOM TEMPERATURE : 10-15MIN. HIGH SIDE TEMPERATURE : $+125^{\circ}\text{C} \pm 3^{\circ}\text{C}$ 30MIN. ROOM TEMPERATURE : 10-15MIN. ABOVE TEST 5 CYCLES AFTER LAST CYCLE, LEAVE FOR 1-3 HOURS. THE RESISTANCE VALUECHANGE RATE SHALL BE WITHIN $\pm(2\%R+0.05 \Omega)$.
VIBRATION WITHSTAND	TEST METHOD MIL-STD-202 ITEM 204	X, Y, Z-EACH DIRECTION 2 HOURS. AMPLITUDE 0.75MM. RANGE : 10HZ ~ 500HZ. THE RESISTANCE VALUECHANGE RATE SHALL BE WITHIN $\pm(1\%R+0.05 \Omega)$.
LOAD LIFE	TEST METHOD MIL-STD-202 ITEM 108	$70^{\circ} \pm 2^{\circ}\text{C}$. 1000 HOURS RATED VOLTAGE(1.5 HOURS ON, 0.5 HOUR OFF). THE RESISTANCE VALUECHANGE RATE SHALL BE WITHIN $\pm(5\%R+0.05 \Omega)$.
RESISTANCE TEMPERATURE COEFFICIENT	TEST METHOD MIL-STD-202 ITEM 304	THE RESISTANCE VALUECHANGE RATE SHALL BE AS TABLE – 3.
LOAD LIFE IN HUMIDITY	TEST METHOD MIL-STD-202 ITEM 103	THE RESISTANCE VALUECHANGE RATE SHALL BE WITHIN $\pm(5\%R+0.05 \Omega)$.

PRODUCT : WIREWOUND RESISTOR

TYPE : WR 100/200

7. LOT NO. (CodingSystem)



8. PACKING DATA

TABLE - 6

TYPE	PER BOX	PER CARTON	INNER BOX			EXPORT CARTON		
			L	W	H	L	W	H
WR100	1,000PCS	10,000PCS	255mm	81mm	72mm	419mm	264mm	170mm
WR200	1,000PCS	10,000PCS	260mm	78mm	87mm	422mm	270mm	200mm

