

#### Features

- ◆ Smallest encapsulated 30 W converter
- ◆ 2" x 1" x 0.4" shielded metal package
- ◆ Ultra wide 4:1 input voltage range
- ◆ Single- dual- and triple output models
- ◆ Very high efficiency up to 91%
- ◆ Operating temp. range  $-40^{\circ}\text{C}$  to  $+75^{\circ}\text{C}$
- ◆ I/O isolation 1500 VDC
- ◆ Over temperature and short circuit protection
- ◆ Remote On/Off
- ◆ Adjustable output voltage
- ◆ 3-year product warranty



The TEN 30WIN series is a family of high performance 30W dc-dc converter modules featuring ultra wide 4:1 input voltage ranges in a compact low profile case with industry-standard footprint. Standard features include remote On/Off, output voltage trimming, over voltage protection, under voltage lockout, over temperature and short circuit protection.

Typical applications for these products are battery operated equipment and distributed power architectures in communication and industrial electronics, everywhere where isolated, tightly regulated voltages are required and space is limited on the PCB.

#### Models

Order code	Input voltage range	Output 1	Output 2	Output 3	Efficiency typ.
TEN 30-2410WIN	9 – 36 VDC (24 VDC nominal)	3.3 VDC / 7.5 A			86 %
TEN 30-2411WIN		5.1 VDC / 6.0 A			88 %
TEN 30-2412WIN		12 VDC / 2.5 A			89 %
TEN 30-2413WIN		15 VDC / 2.0 A			89 %
TEN 30-2421WIN		+ 5 VDC / 3.0 A	-5 VDC / 3.0 A		88 %
TEN 30-2422WIN		+12 VDC / 1.25 A	-12 VDC / 1.25 A		87 %
TEN 30-2423WIN		+15 VDC / 1.0 A	-15 VDC / 1.0 A		87 %
TEN 30-2433WIN		3.3 VDC / 5.0 A	+12 VDC / 0.416 A	-12 VDC / 0.416 A	86 %
TEN 30-2434WIN		3.3 VDC / 5.0 A	+15 VDC / 0.333 A	-15 VDC / 0.333 A	86 %
TEN 30-2431WIN		5 VDC / 4.0 A	+12 VDC / 0.416 A	-12 VDC / 0.416 A	88 %
TEN 30-2432WIN	5 VDC / 4.0 A	+15 VDC / 0.333 A	-15 VDC / 0.333 A	88 %	
TEN 30-4810 WIN	18 – 75 VDC (48 VDC nominal)	3.3 VDC / 7.5 A			86 %
TEN 30-4811WIN		5.1 VDC / 6.0 A			88 %
TEN 30-4812WIN		12 VDC / 2.5 A			90 %
TEN 30-4813WIN		15 VDC / 2.0 A			91 %
TEN 30-4821WIN		+ 5 VDC / 3.0 A	-5 VDC / 3.0 A		88 %
TEN 30-4822WIN		+12 VDC / 1.25 A	-12 VDC / 1.25 A		88 %
TEN 30-4823WIN		+15 VDC / 1.0 A	-15 VDC / 1.0 A		88 %
TEN 30-4833WIN		3.3 VDC / 5.0 A	+12 VDC / 0.416 A	-12 VDC / 0.416 A	86 %
TEN 30-4834WIN		3.3 VDC / 5.0 A	+15 VDC / 0.333 A	-15 VDC / 0.333 A	86 %
TEN 30-4831WIN		5 VDC / 4.0 A	+12 VDC / 0.416 A	-12 VDC / 0.416 A	88 %
TEN 30-4832WIN	5 VDC / 4.0 A	+15 VDC / 0.333 A	-15 VDC / 0.333 A	88 %	

### Input Specifications

Input current at no load (nominal input)	±12 & ±15 VDC models, 24 V: other models, 24 V: ±12 & ±15 V models, 48 V: other models, 48 V:	30 mA typ. 100 mA typ. 15 mA typ. 55 mA typ.
Input current at full load	3.3 VDC model, 24 V: other models, 24 V: 3.3 VDC model, 48 V: other models, 48 V:	1250 mA typ. 1500 mA typ. 630 mA typ. 750 mA typ.)
Start-up voltage / under voltage lockout	24 V models: 48 V models:	9 VDC / 8 VDC (typ.) 18 VDC / 16 VDC (typ.)
Surge voltage (100 msec. max.)	24 V models: 48 V models:	50 VDC max. 100 VDC max
Conducted noise (input)	24 V models: 48 V models:	EN 55022 class A with input capacitor 4.7 µF / 50 V 1812 MLCC 2.2 µF / 100 V 1812 MLCC)
ESD (electrostatic discharge)		EN 61000-4-2, air ±8 kV, contact ±6 kV, perf. criteria A
Radiated immunity		EN 61000-4-3, 10 V/m, perf. criteria A
Fast transient / Surge (with external capacitor)		EN 61000-4-4, ±2 kV, perf. criteria A EN 61000-4-5, ±1 kV, perf. criteria A
Conducted immunity		EN 61000-4-6, 10 Vrms, perf. criteria A
Magnetic field immunity		EN 61000-4-8, 100 A/m, perf. criteria A

### Output Specifications

Voltage set accuracy		±1 % (±5 % for auxiliary outputs)
Output voltage adjustment (only for single output models)		±10 % with ext. resistor (see application note) <a href="http://www.tracopower.com/overview/ten30win">www.tracopower.com/overview/ten30win</a>
Regulation	– Input variation – Load variation	single- and dual output models: 0.25 % max. triple output models: 1 % / 5 % max. (main / auxiliary) single output models: 0.5 % max. (0 – 100 %) dual output models balanced load: 1 % max. (0 – 100 %) dual output models unbalanced load: 5 % max. (25 / 100 %) triple output models (main/auxiliary): 1 % max. / 5 % max. (10 – 100 %)
Minimum load	single- and dual output models: triple output models:	not required 10% of rated max current on each output (operation at lower load condition will not damage the converters. However, they may not meet all listed specifications)
Temperature coefficient		±0.02 %/K max.
Ripple and noise (20 MHz Bandwidth)	3.3 V & 5.1 VDC models: other single and dual output models: triple output models (main / auxiliary):	100 mVpk-pk typ. (w/ 1 µF/50 V MLCC) 150 mVpk-pk typ. (w/ 1 µF/50 V MLCC) 50 / 75 mVpk-pk typ. (w/ 0.1 µF/50 V MLCC)
Start up time (nominal Vin and constant resistive load)		30 ms typ.
Transient response time (25% load change)		250 µs typ.
Short circuit protection		indefinite (automatic recovery)
Over load protection		150 % of lout max. typ.
Thermal shutdown		at +115°C typ.

All specifications valid at nominal input voltage, full load and +25°C after warm-up time unless otherwise stated.

**General Specifications (continued)**

Over voltage protection	3.3 VDC models: 3.9 V 5.1 VDC models: 6.2 V 12 VDC models: 15 V 15 VDC models: 18 V
Capacitive load output models	3.3 VDC models: 20'000 µF max. 5.1 VDC models: 14'000 µF max. 12 & 15 VDC models: 2'000 µF max. ±5 VDC models: ±3'000 µF max. other dual output models: ±1'300 µF max. 3.3 VDC triple output models: 15'000 / ±220 µF max. (main / auxiliary) 5 VDC triple output models: 8'000 / ±220 µF max. (main / auxiliary)

**General Specifications**

Temperature ranges	– Operating – Case temperature – Storage	–40°C to +75°C +105°C max. –55°C to +125°C
Derating	see application note:	<a href="http://www.tracopower.com/overview/ten30win">www.tracopower.com/overview/ten30win</a>
Humidity (non condensing)		95 % rel. H max.
Thermal inpedance	– Natural convection – Natural convection with heat sink	12°C/W 10°C/W
Reliability, calculated MTBF (MIL-HDBK-217F, at +70°C, ground benign)	single- and dual output models: triple output models:	1.2 Mio. h 1.1 Mio. h
Isolation voltage (60 s)	– Input / Output	1500 VDC
Isolation resistance	– Input / Output	1000 MOhm min.
Isolation capacitance	– Input / Output	1500 pF max.
Remote On/Off	– On: – Off: – Off idle current:	3.0 to 12 VDC or open circuit. 0 to 1.2 VDC or short circuit pin 3 and pin 2 3 mA max.
Altitude during operation		5'000 m max.
Switching frequency (pulse width modulation PWM)	single- and dual output models: triple output models:	430 kHz typ. 400 kHz typ.
Thermal shock, mechanical shock & vibration	– Test conditions	EN 61373, MIL-STD-810F <a href="http://www.tracopower.com/products/mil810.pdf">www.tracopower.com/products/mil810.pdf</a>
Safety standards	– Certification documents	UL 60950-1, IEC/EN 60950-1 UL 62368-1, IEC/EN 62368-1 <a href="http://www.tracopower.com/overview/ten30win">www.tracopower.com/overview/ten30win</a>

**Application note:** [www.tracopower.com/overview/ten30win](http://www.tracopower.com/overview/ten30win)

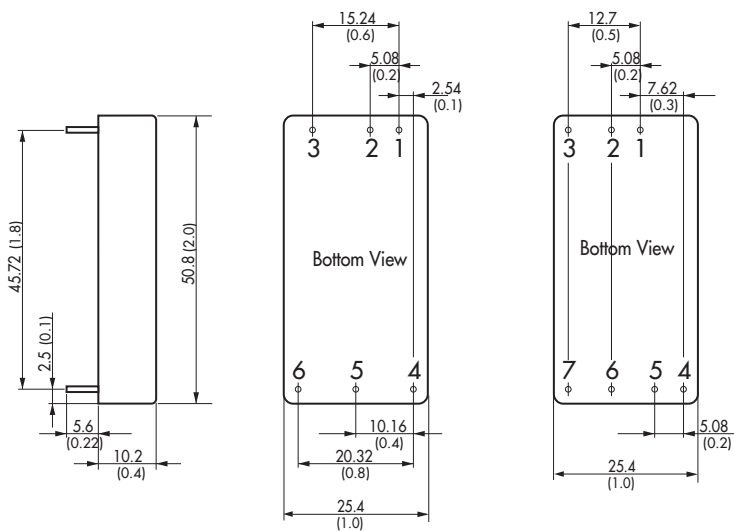
**Physical Specifications**

Casing material	copper, nickel plated
Baseplate material	none conductive FR4
Potting material	epoxy (UL 94V-0 -rated)
Weight	31 g (1.1oz)
Soldering temperature	265°C / 10 s max.
Environmental compliance	- Reach - RoHS
	<a href="http://www.tracopower.com/info/reach-declaration.pdf">www.tracopower.com/info/reach-declaration.pdf</a> RoHS Directive 2011/65/EU

**Outline Dimensions**

Single- and dual output models

Triple output models



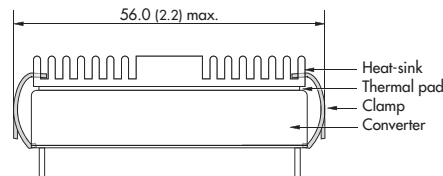
**Pin-Out**

Pin	Single	Dual	Triple
1	+Vin (Vcc)	+Vin (Vcc)	+Vin (Vcc)
2	-Vin (GND)	-Vin (GND)	-Vin (GND)
3	Remote On/Off	Remote On/Off	Remote On/Off
4	+Vout 1	Output 1	Output 2
5	-Vout 1	Common	Output 3
6	Trim	Output 2	Common
7	No pin	No pin	Output 1

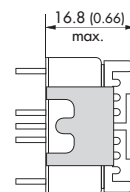
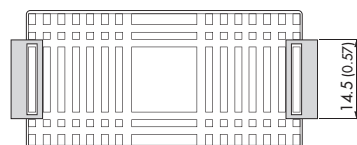
Dimensions in [mm], ( ) = Inch  
 Pin diameter: 1.0 ±0.1 (0.04 ±0.004)  
 Pin pitch tolerances: ±0.25 (±0.01)  
 Case tolerances: ±0.5 (±0.02)

**Heat-Sink (Option)**

**Order code:** TEN-HS1  
 (cont.: heat-sink, thermal pad, 2 clamps)  
**Material:** Aluminum  
**Finish:** Anodic treatment (black)  
**Weight:** 17g (0.60oz) without converter  
 Thermal impedance after assembling: 10 K/W



**Note:**  
 Before attaching the heatsink, the product label on converter has to be removed for optimal performance.  
 For volume orders we can supply the converters with heatsink already mounted.  
 Please contact us for a relative quotation.



Specifications can be changed without notice! Make sure you are using the latest documentation, downloadable at [www.tracopower.com](http://www.tracopower.com)