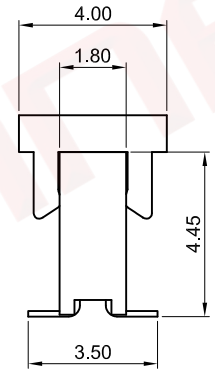
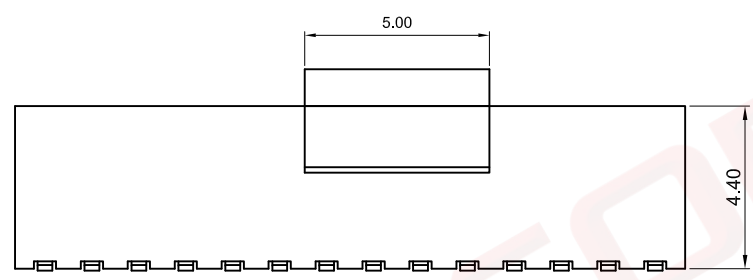
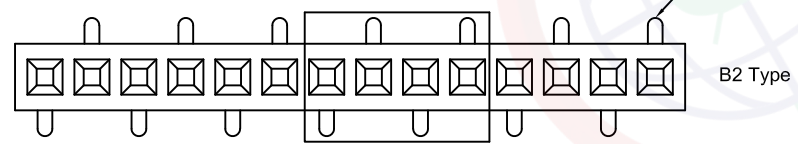
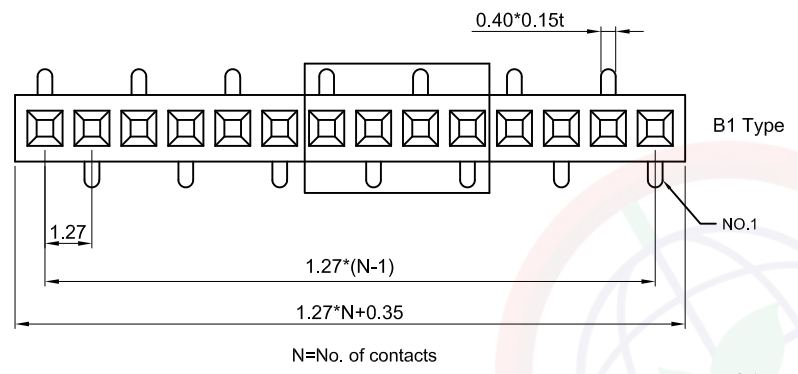


The information provided herein is from CONNELY Electronic Co., Ltd. and is confidential. Any disclosure to a party other than the recipient is prohibited. The intellectual properties and its rights contained herein, including but not limited to, trademarks, patents, copyrights, trade secrets, and technical know-how, are owned exclusively by CONNELY or its affiliates. Unauthorized use of this information in any format or manner. CONNELY may enforce its intellectual property rights at its own discretion; failures or delays to exercise such rights does not constitute a waiver of such rights.

1 2 3 4 5 6 7 8

REV.	DESCRIPTION	DRAWN	CHECKED	APPROVED
A	NEW RELEASE	HP 25/06/05'		
B	DRAWING UPDATE	JLZ 07/25/17'		



Notes:

Specifications:

- Contact Resistance: 30mΩ Max.
- Insulation Resistance: 500MΩ Min.
- Dielectric Withstanding Voltage: 300V AC(rms) For 1 Minute.
- Current Rating:1A.
- Temperature: -40°C~+105°C.

Materials:

- Contact Material: Copper Alloy.
- Contact Plating: Gold Plating Over Nickel.
- Insulator Material: PA-9T,Black,UL94-V0.

Product Number Code:

DS1065-02 - X X X X X X X

- X: PACKING TYPE
- R: TAPE ON REEL
- N/A Code: Tube
- Pick Up Support
- S: W/ Pick Up
- N/A Code: W/O Pick Up
- Contact Bend Type
- 1: B1 Type
- 2: B2 Type
- Mounting Type
- S: SMT Type
- Housing Color
- B: Black
- Contact Plating
- 8: Full Gold Flash
- Connector Type
- S: Socket
- No. Of Contacts
- 1x2-1x40



(Series Image-Reference Only)

GENERAL TOLERANCE		ANGLE TOLERANCE		PROJECTION		TITLE	FEMALE HEADER PITCH 1.27mm TYPE
X.	±0.60	X.	±5°	UNITS	mm		SINGLE ROW S.M.T
.X	±0.38	.X	±3°	SHEET SIZE	A4	SERIES	DS1065-02 SERIES
.XX	±0.25	.XX	±2°	晨翔电子有限公司 CONNELY ELECTRONIC CO. LTD			
DRAWING TYPE		CUSTOMER					
SCALE	1:1	SHEET	1 OF 1				
DRAWING NO.		C-DS1065-02-XXXXX-B					

1 2 3 4 5 6 7 8