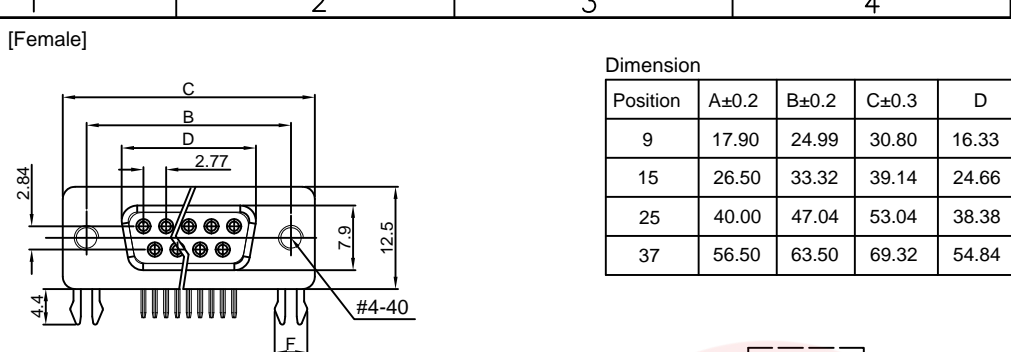

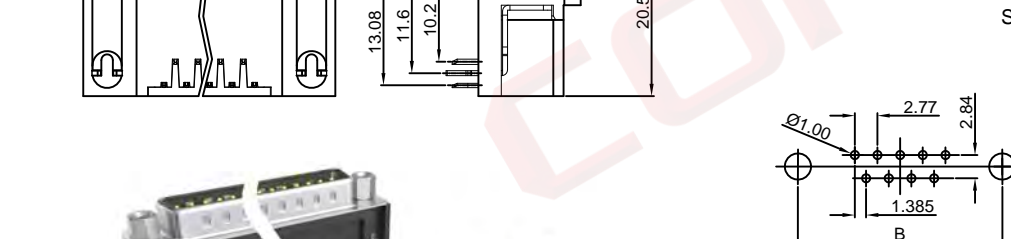
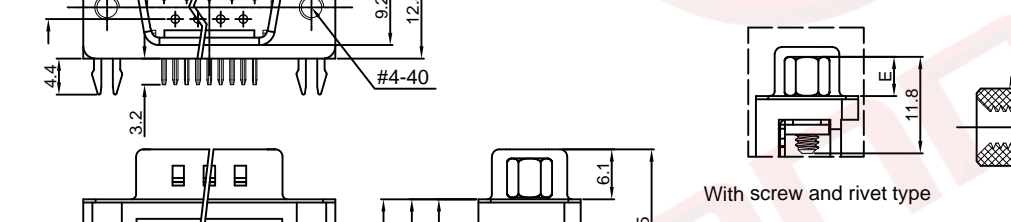
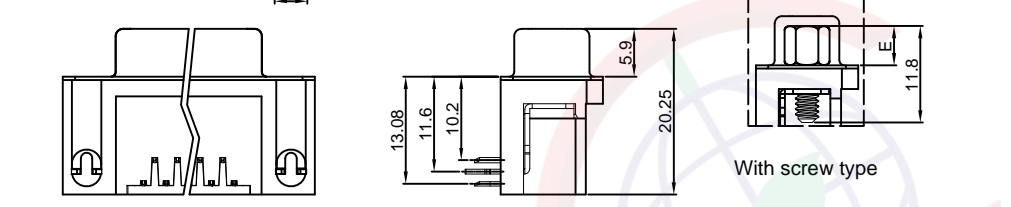


The information provided herein is from CONNPLY Electronic Co., Ltd. and is confidential. Any disclosure to a party other than the recipient is prohibited. The intellectual properties and its rights contained herein, including but not limited to, trademarks, patents, copyrights, trade secrets, and technical know-how, are owned exclusively by CONNPLY or its affiliates. Unauthorized use or reproduction of any part of this document for any purpose other than the intended use is strictly prohibited. CONNPLY may enforce its intellectual property rights at its own discretion, failures or delays to exercise such rights does not constitute a waiver of such rights.



Dimension

Position	A±0.2	B±0.2	C±0.3	D
9	17.90	24.99	30.80	16.33
15	26.50	33.32	39.14	24.66
25	40.00	47.04	53.04	38.38
37	56.50	63.50	69.32	54.84



REV.	DESCRIPTION	DRAWN	CHECKED	APPROVED
A	NEW RELEASE	LJH 05/13/06'		LJC 05/13/06'
C	DRAWING UPDATE	JLZ 08/08/17'		

- NOTES:
- Electrical characteristics:
 - Contact resistance: 20mΩ Max. Initial.
 - Dielectric withstanding voltage: 500V AC(rms) for 1 minute.
 - Insulation resistance: 1000MΩ Min.
 - Environment characteristics:
 - Temperature range: -40°C~+105°C.
 - Materials:
 - Insulator:PBT+Glass fiber
 - Shell:Steel
 - Contact:Copper alloy
 - Product number code:
DS1037 - 01 - X X X X X X X X

- Screw DIM. E
- 4: 4.80mm 5: 5.80mm
- 6: 4.80mm(Inside thread M2.6*0.45p, outside thread unc#4-40)
- M3: 4.80mm(Inside thread M3.0, outside thread unc#4-40)
- Board lock DIM. F
- 7: 3.70mm
- Contact plating
- T: Selective gold flash
- Si: Full gold flash
- 6: Full tin
- Color of housing
- K: Black B: Blue
- Screw type
- A: With screw type B: With rivet type
- C: With screw and rivet type
- D: Rivet type with screws in bulk package
- Shell plating
- N: Nickel T: Tin
- Connector type
- M: Male F: Female
- No. of contact
- 09,15,25,37

Recommend PCB layout (Tolerance:±0.05)

GENERAL TOLERANCE		ANGLE TOLERANCE	
X.	±0.60	X.	±5°
.X	±0.38	.X	±3°
.XX	±0.25	.XX	±2°

DRAWING TYPE	CUSTOMER		
SCALE	1:1	SHEET	1 OF 1
DRAWING NO.	C-DS1037-01-XXXXXXX-C		

PROJECTION	TITLE	D-SUB Standard	
		Right Angle(9.4mm) Type	
UNITS	mm	SERIES	DS1037-01 SERIES
SHEET SIZE	A4		

晨翔电子有限公司
CONNPLY CONNPLY ELECTRONIC CO. LTD