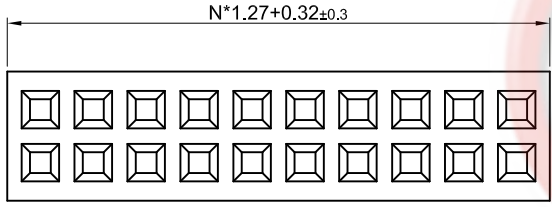


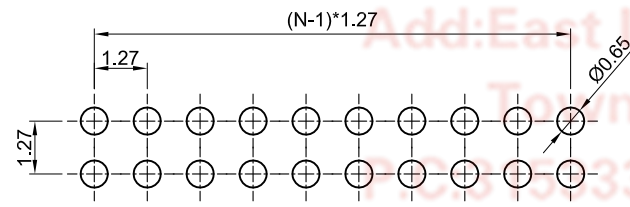
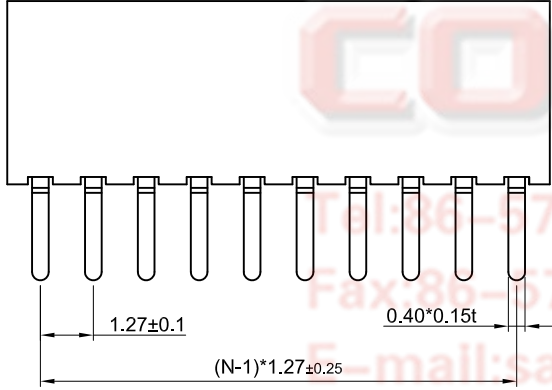
The information provided herein is from CONNELY Electronic Co., Ltd. and is confidential. Any disclosure to a party other than the recipient is prohibited. The intellectual properties and its rights contained herein, including but not limited to, trademarks, patents, copyrights, trade secrets, and technical know-how, are owned exclusively by CONNELY or its affiliates. Unauthorized use of this information in any format or manner. CONNELY may enforce its intellectual property rights at its own discretion; failures or delays to exercise such rights does not constitute a waiver of such rights.

1                      2                      3                      4                      5                      6                      7                      8

REV.	DESCRIPTION	DRAWN	CHECKED	APPROVED
A	NEW RELEASE	HP 25/06/05'		LJC 25/06/05'
B	DRAWING UPDATE	JLZ 08/29/19'		



N=No. of contacts/2



RECOMMEND PCB LAYOUT  
(TOLERANCE ±0.05)

NOTES:

- SPECIFICATIONS
  - Current Rating: 1A
  - Insulation Resistance: 500MΩ Min
  - Dielectric Withstanding: 300V AC
  - Contact Resistance: 30mΩ Max
  - Operating Temperature: -40°C to+105°C

- MATERIALS
  - Contact Material: Copper alloy
  - Insulator: Thermoplastic(UL94 V-0)

3.PART NUMBER: DS1065-03

4.PRODUCT NUMBER CODE:

DS1065-03 - X X X X X

- Mounting type  
V:V/T type
- Housing color  
B:Black
- Contact plating  
8: Full gold flash
- Connector type  
S:Socket
- No.of contacts  
2x2-2x40

GENERAL TOLERANCE		ANGLE TOLERANCE	
X.	±0.60	X.	±5°
.X	±0.38	.X	±3°
.XX	±0.25	.XX	±2°

DRAWING TYPE	CUSTOMER		
SCALE	1:1	SHEET	1 OF 1
DRAWING NO.	C-DS1065-03-XXXXX-B		

PROJECTION		TITLE	1.27mm Female Header V/T Type	
UNITS	mm	SERIES	DS1065-03 SERIES	
SHEET SIZE	A4			

**晨翔电子有限公司**  
**CONNFLY CONNELY ELECTRONIC CO. LTD**

1                      2                      3                      4                      5                      6                      7                      8