

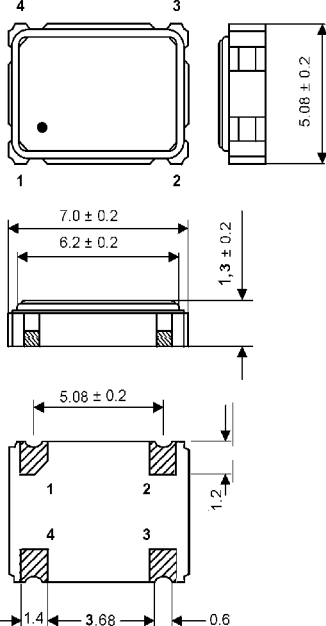


Clock Oscillator SMD-version

+1,8 / +2,5 / +3,0 / +3,3V

model	KXO-V97	
frequency range	50,1 ~ 80,0 MHz	
frequency stability at -20° ~ + 70°C at -40° ~ + 85°C at -40° ~ +105°C	± 50 ppm ± 100 ppm ± 120 ppm	
operating temperature	standard -20° ~ + 70°C available -40° ~ + 85°C (=KXO-V97T) available -40° ~ +105°C (=KXO-V97E)	
storage temperature	-40° ~ +85°C	
symmetry	50% ± 10% at ½ V _{DD} level	
rise & fall time max.	5 ns	
"0" level max.	+ 0,4V	
"1" level min.	V _{DD} -0,5V	
input voltage V _{DD}	standard + 3,3V ± 10% available +1,8V ± 5%/ +2,5V ± 5%/ +3,0V ± 10%	
input current max.	+1,8V/+2,5V 6,0 mA typ., 11,0 mA max.	+3,0V/+3,3V 9,0 mA typ., 66,0 mA max
output load HCMOS	50,1 ~ 75,0 MHz 30 pF 75,1 ~ 80,0 MHz 15 pF	
start up time max.	10 ms	
tristate function	yes	
disable delay time	100 ns max.	
enable delay time	4 ms max.	
random jitter	7ps max.	
peak to peak jitter	40ps max.	
contents of reel	1000 pcs.	
part no.	12.xxxxx	

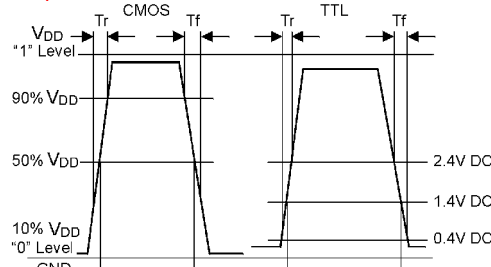
Dimensions (mm):



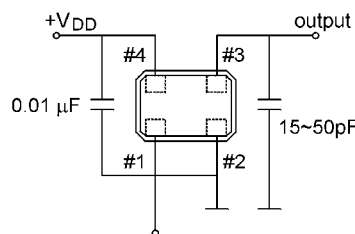
PIN	CONNECTION
1	"L" (OV) "H" or OPEN
2	GND
3	Z OUTPUT
4	V _{DD}

Z: high impedance

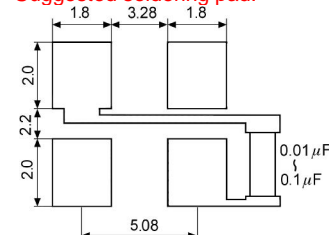
Output waveform:



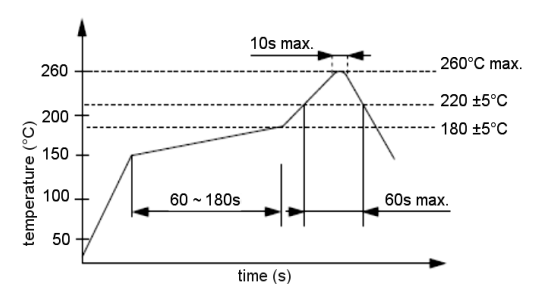
Test circuit:



Suggested soldering pad:



Reflow soldering condition:



Tape specification:

