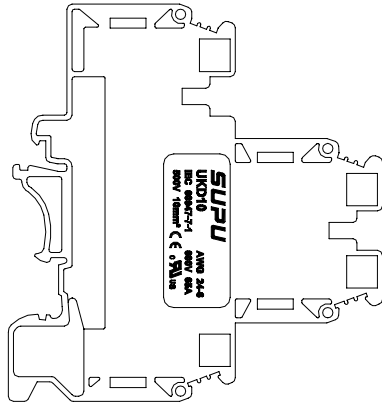
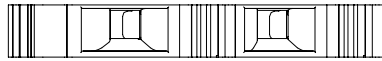
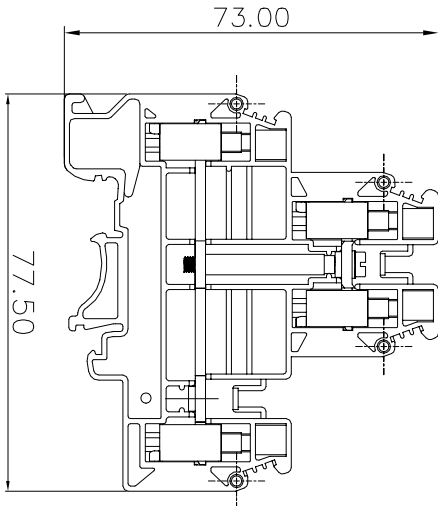
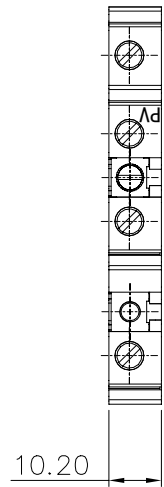


| REVISION RECORD | | | | |
|-----------------|-----|-------------|------|------|
| REV | ECN | DESCRIPTION | DRFT | DATE |
| | | | | |

Transmittal, reproduction, dissemination and/or editing of this document as well as utilization of its contents and communication thereof to others without express authorization are prohibited.

未经允许禁止传输、复制、编辑该文档，以及利用其内容进行交流



Connection method:
 1.For solid wire, peeling wire in right length, fix in by rated torque force.
 2.For stranded wire,connect directly after peeling in right length,or furred on wire and fix in by rated torque force.
 (Attention:torque force should be equable, no explosive power.)

NOTES:
 UL/CUL Standard
 1.Conductor cross section : 24~6AWG
 2.Rated torque : M4 , 10.53Lb.in
 3.Rated Voltage/Current :

| Use group | B | C | D |
|------------------|-----|-----|-----|
| Rated voltage(V) | 600 | 600 | 600 |
| Rated current(A) | 65 | 65 | 65 |

IEC Standard

1.Conductor cross section :

| Wire range(Solid/Stranded) | 0.5-10mm ² | 0.5-10mm ² | 0.5-10mm ² |
|---|-----------------------|-----------------------|-----------------------|
| Solid | 0.5-10mm ² | 0.5-10mm ² | 0.5-10mm ² |
| Stranded | 0.5-10mm ² | 0.5-10mm ² | 0.5-10mm ² |
| Stranded with ferrules without plastic sleeve | 0.5-10mm ² | 0.5-10mm ² | 0.5-10mm ² |
| Stranded with ferrules with plastic sleeve | 0.5-10mm ² | 0.5-10mm ² | 0.5-10mm ² |

2.Rated torque : M4 , 1.2~1.5N • m
 3.Rated Voltage/Current :

| Surge voltage category | III |
|-------------------------|-----|
| Pollution degree | 3 |
| Rated surge voltage(kV) | 6 |
| Rated voltage(V) | 500 |
| Rated current(A) | 57 |

Material:

| | | |
|-----------|--------------|-----------|
| Insulator | PA66 | UL94 V-0 |
| Cage | Copper alloy | Ni plated |
| Conductor | Copper alloy | Sn plated |
| Screw | Copper alloy | Ni plated |

General information:

- Dimension shall be interpreted per ASME Y14.5-2009
- Stripping length : 11-12mm
- Operating temperature: -40°C~+105°C
- RoHS Compliance
- Undimensioned Tolerances:

| Pitch Range | Nominal Dimension | | Range | | |
|-------------|-------------------|---------|-------|----------|--------|
| | mm | In mm | mm | In mm | |
| Over 6 | To 10 | Over 30 | To 60 | Over 100 | To 150 |
| To 6 | To 10 | To 30 | To 60 | To 100 | To 150 |
| ±0.15 | | ±0.20 | | ±0.30 | |
| ±0.30 | | ±0.50 | | ±0.70 | |
| ±1.00 | | ±1.30 | | ±2.00 | |

HOW TO ORDER:

310921-PV

Series: Color:
 No. PV: Black

| | | | | | |
|---------|-----------|-------------|---------------------|------------------|--------|
| 订货号 | 310921-PV | 名称 | UKD10双层 导通螺钉接线端子 | 未注公差 | 表面 |
| 项目 | 签字 | 图号 | PRM002939 | Tolerances Table | VDI21 |
| 设计 | 日期 | 材料 | Notes | 版本号 | 重量 |
| Design | 04/16/22" | Drawing No. | | Revision Number | 比例 |
| 审核 | DF | Material | | M0 | Scale |
| Check | 04/16/22" | Notes | | | 1:1 |
| 工艺 | - | 物料号 | 411035027 | 第1页/共1页 | 1 of 1 |
| Process | - | Item No. | | | |
| 标准化 | - | | | | |
| Utility | - | | | | |
| 批准 | LWL | | | | |
| Approve | 04/16/22" | | | | |