

## Data sheet

Commercial Art.No.: 92.042.9658.1

Device connector GST1814F S2 R V SW

Device connectors, snap-in panel mount, GST1814, 4 pole, male, spring clamp connection, 250/400 V, 20 A, material thickness 0,5 - 1,5 mm, colour of coding: black



Commercial Art.No.	92.042.9658.1
EAN	4015573399587
Order Unit	1

Certificates / Approvals



## Technical data

### General

Rated current	20 A
Rated voltage	250 V / 400 V
Pollution degree	2
Mechanical coding	Code 1
Rated impulse voltage	4 kV
Lockable	self-locking (unlocking by tool)
Color of coding/ contact carrier	black
Marking of poles	2, N, PE, 1

### Connection Data

Connection cross section solid mm <sup>2</sup> max.	2.5 mm <sup>2</sup>
Connection cross section solid mm <sup>2</sup> min.	0.5 mm <sup>2</sup>
Connection cross section fine stranded mm <sup>2</sup> max.	1.5 mm <sup>2</sup>
Connection cross section fine stranded mm <sup>2</sup> min.	0.5 mm <sup>2</sup>
Terminations per pole	2
Wire strip length	9 mm

### Model

Model	male
Connection type	spring clamp connection
Angle of plug	straight
Degree of protection (IP)	IP20
Remark to type of connection	Fine stranded and stranded conductors require cable end sleeve
Thickness of housings (electrical device) 2	0.5 mm
Thickness of housings (electrical device)	1.5 mm
built-in component	snap-in

**Material**

Housing material	Polyamide
halogen free	yes
Contact material	CuZn
Fire load	0.084 kWh
Insulation components continuous temperature	100 °C
Surface finish	Tin-plated

**Dimensions**

Length	38 mm
Width	42.5 mm
Height	18.5 mm

**Classification**

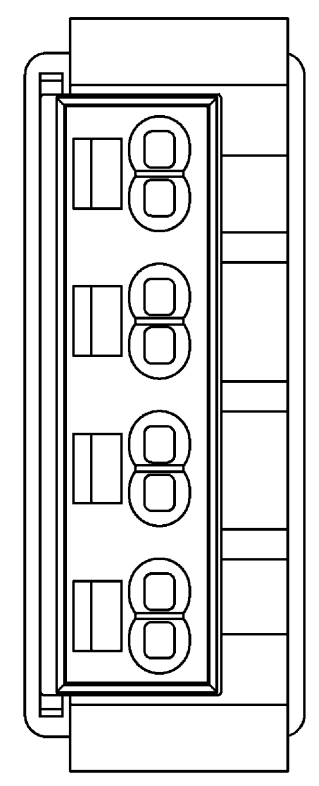
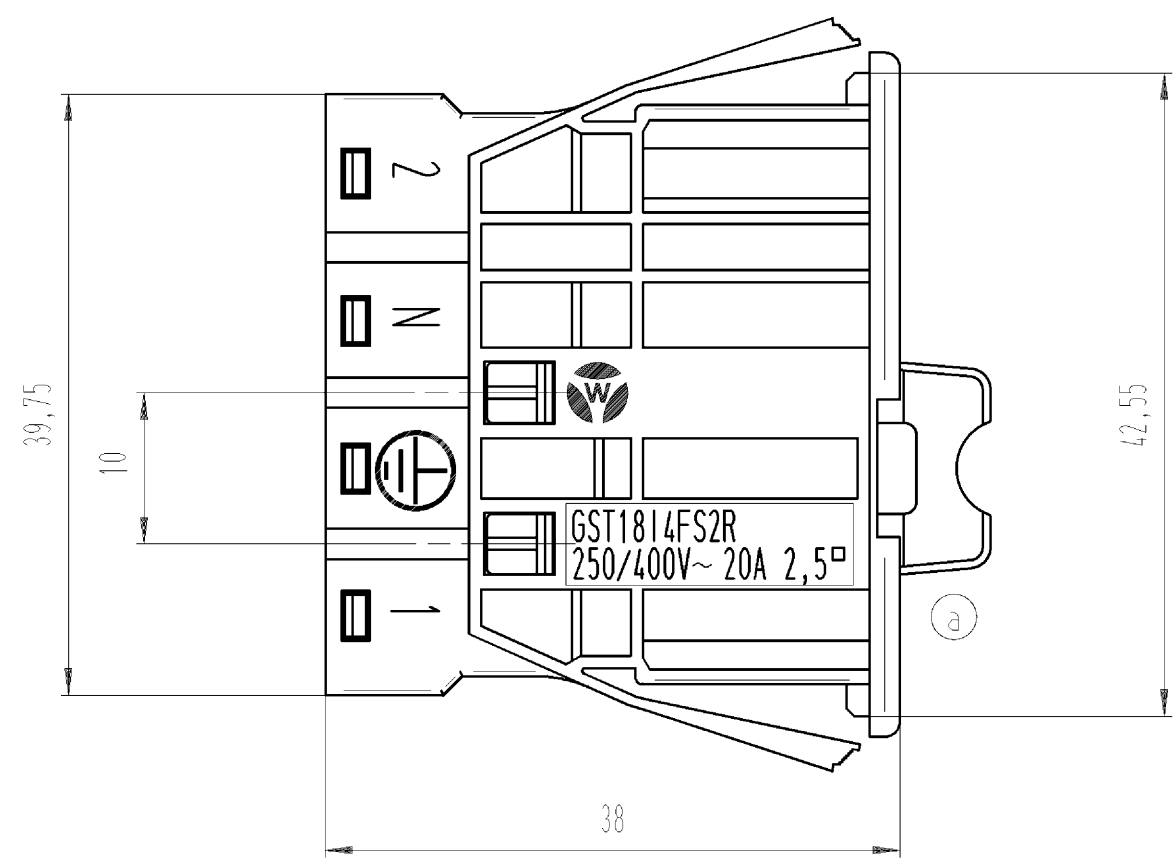
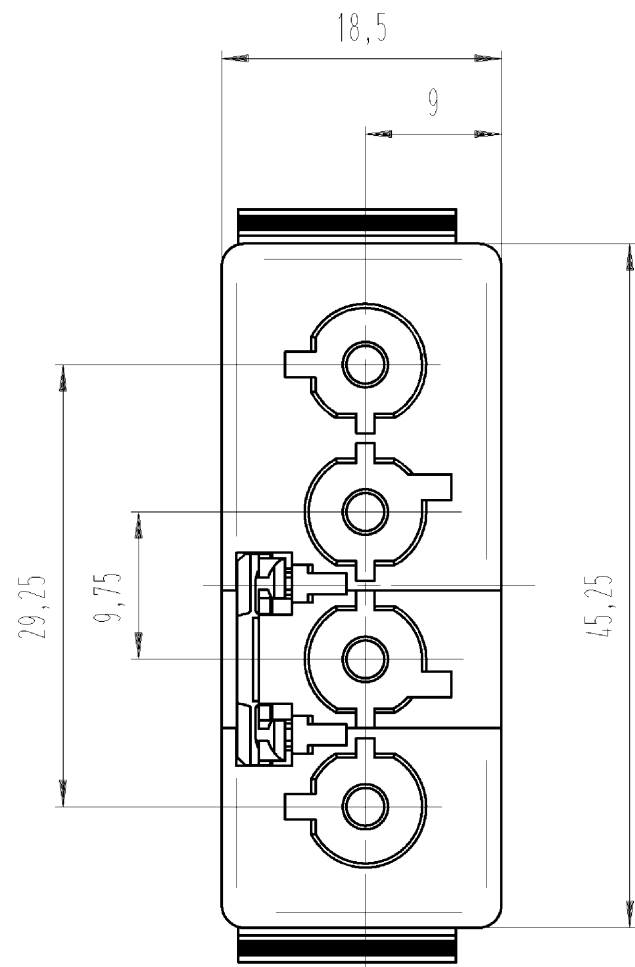
ECLASS 11	
ECLASS 8.1	27440602
ETIM 7.0	EC002566
ETIM 6.0	EC002566
ETIM 5.0	EC002566
ETIM 4.0	EC002566

**Product compliance**

ROHS conformity status	Compliant/Exempted
ROHS exceptions	III-6(c)
REACH-SVHC conformity status	Duty-To-Declare
REACH-SVHC substances	Lead
REACH-SVHC CAS numbers	7439-92-1

**Accessories**

Commercial Art.No.:	Article-type description:	Description:
05.595.1453.0	Lock (G)ST18V SW	Locking device for snap-in panel mount GST18i3-5, retrofit part, black
05.595.1453.2	Lock (G)ST18V WS	Locking device for snap-in panel mount GST18i3-5, retrofit part, white
05.564.5353.0	cover cap GST18i3/4/5 SW	Cover piece 12 pole black for female parts GST18i3-6
05.564.5353.2	cover cap GST18i3/4/5 WS	Cover piece 12 pole white for female parts GST18i3-6
05.566.9153.0	cover cap GST18i4 BUCHSEN	Cover for female connectors GST18i4, black
07.425.8853.0	Cover GST18i4 WS	Cover to close unused openings for GST18i4 panel mounts. Cover: white

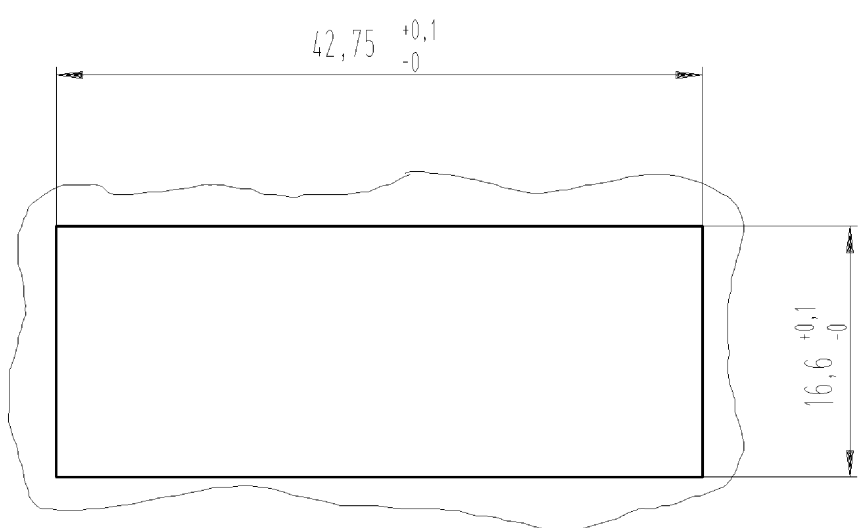


### Gehäuseausschnitt

Blechdicke 0,5 - 1,5 mm

### section of housing

Material thickness 0,5 - 1,5 mm



Weitere Daten siehe Katalog  
further data see catalog

Teilenummer part-no.	Farbe colour	Typ type
92.042.9658.0	weiß/white	GST1814F S2 R V WS
92.042.9658.1	schwarz/black	GST1814F S2 R V SW

Tolerierung Size ISO 14405 (E) / Tolerance system Size ISO 14405 (E).  
(This ISO-standard describes the envelope principle. According to the envelope principle the deviations of form and parallelism are limited by the size tolerances).

ja/yes  Stoffverbots- und Deklarationsliste nach UU-TQM-05/03 ist einzuhalten.  
Conformity with Wieland document UU-TQM-05/03 (list of prohibited / declarable hazardous substances) to be declared!

Freitoleranz nach General tolerance		CAD - Zeichnung, keine manuellen Änderungen CAD - drawing, no manual modifications allowed		1. Verwendung: First Use:		Blatt: 1 von 1 Sheet: of 1	
/		Werkstoff/Material		2006 Tag/Date Name		Zeichnung Nr./Drawing No. Index	
/		Maßstab/Scale		gezeichnet drawn 13.03. Schmitt J.		T 92.042.9658.0 01K a	
/		2:1		geprüft checked - -		Maße in mm/Dimensions are in mm	
/		Vol. mm³		Normgepr. Stand. check - -		Ersatz für/Replacement for: -	
/		a 21.03.2013/		wieland		Type Benennung/Titel	
Index Datum / Blatt Date / Sheet		Elektrische Verbindungen		MALE CONNECTOR STECKERTEIL		Federkraftanschluß/spring loaded, Snap-in 250/400V AC 20A 2,5qmm (a)	
Änderung/Revision							

These dimensions will be especially checked at delivery  
Only inspection dimensions  
With /E marked dimensions are only valid for internal use

Diese Maße werden bei Abnahme besonders geprüft  
Ausschließlich Prüfmaße  
Mit /E gekennzeichnete Maße sind nur für interne Zwecke gültig

Weitergabe sowie Vervielfältigung dieses Dokuments, Verwertung und Mitteilung seines Inhalts sind verboten, soweit nicht ausdrücklich gestattet.  
The reproduction, distribution and utilization of this document as well as the communication of its contents to others without express authorization is prohibited.

920429658001K\_2\_CADW5027 Duesch 2013-03-25 11:08:16 1.000