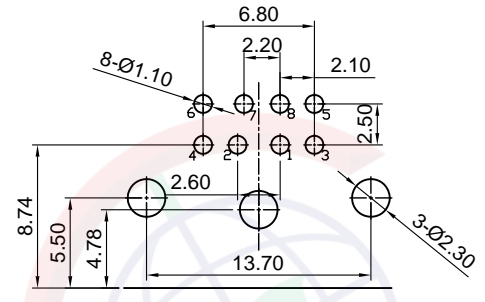
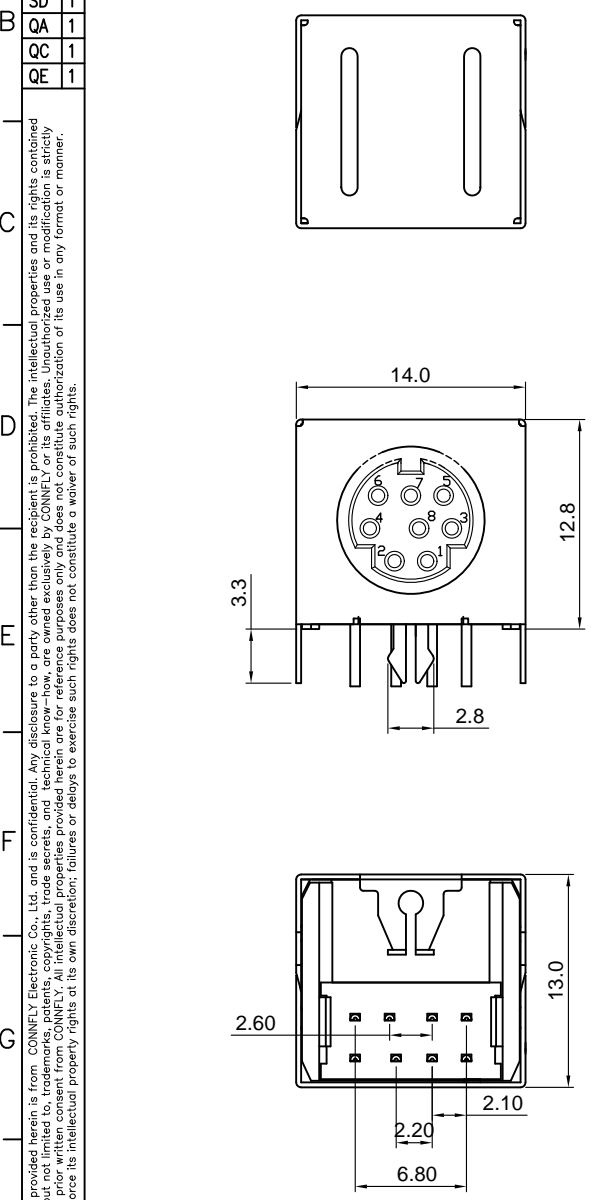


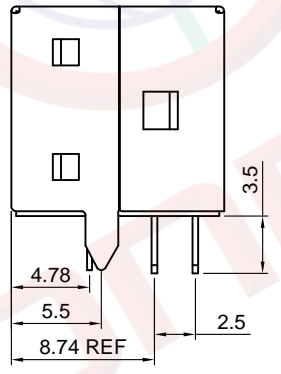
Dept	
Qty	
DC	1
ED	1
IE	1
ISO	1
PD	1
R&D	1
SD	1
QA	1
QC	1
QE	1

The information provided herein is from CONNPLY Electronic Co., Ltd. and is confidential. Any disclosure to a party other than the recipient is prohibited. The intellectual properties and its rights contained herein, including but not limited to, trademarks, patents, copyrights, trade secrets, and technical know-how, are owned exclusively by CONNPLY or its affiliates. Unauthorized use or modification is strictly prohibited. CONNPLY may enforce its intellectual property rights at its own discretion, failure or delays to exercise such rights does not constitute a waiver of such rights.

REV.	DESCRIPTION	DRAWN	CHECKED	APPROVED
A	NEW RELEASE	JLZ 07/05/19'		



Recommend PCB layout(Tolerance:±0.05)

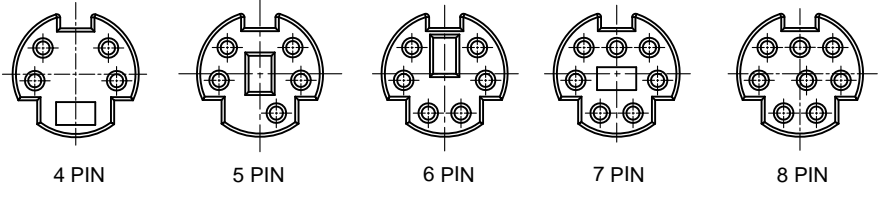


NOTES:

- Specifications:
 - 1.0 Voltage rating: 30V DC.
 - 1.1 Contact current rating: 1A MAX. PER PIN.
 - 1.2 Contact resistance: 30 Milliohms MAX.
 - 1.3 Dielectric withstanding voltage: 500V AC(rms) for 1 minute.
 - 1.4 Insulation resistance: 1000 Megaohms MIN.
 - 1.5 Operating temperature: -40°C~+85°C.
- Product number code:

DS1093-01 - X X X X

- Contact plating
- 0: Selective Gold Flash
- No.of contacts:
4 5 6 7 8
- Shell Plating:
N: Nickel
6: Tin
- Color of housing
B: Black
G: Green
P: Purple

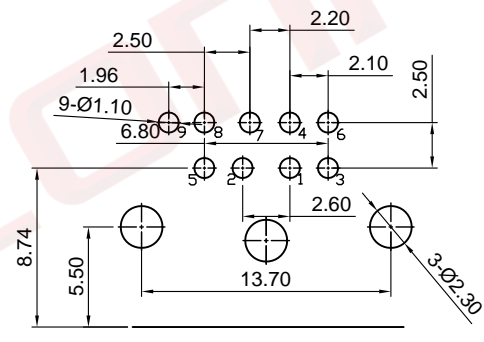
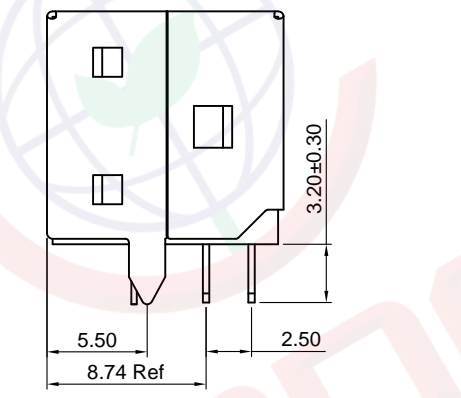
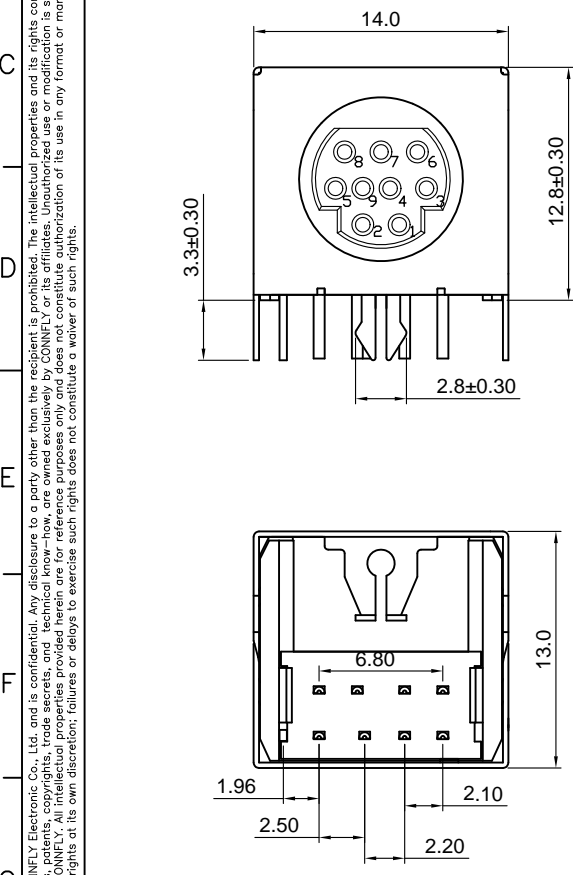


GENERAL TOLERANCE		ANGLE TOLERANCE		PROJECTION		TITLE	
X.	±0.60	X.	±5°	UNITS	mm	MINI DIN 803 TYPE	
.X	±0.38	.X	±3°	SHEET SIZE	A4	SERIES	DS1093-01 SERIES
.XX	±0.25	.XX	±2°	晨翔电子有限公司 CONNPLY CONNPLY ELECTRONIC CO. LTD			
DRAWING TYPE		CUSTOMER					
SCALE	1:1	SHEET	1 OF 1				
DRAWING NO.		C-DS1093-01-XXXX-B					

Dept	
Qty	
DC	1
ED	1
IE	1
ISO	1
PD	1
R&D	1
SD	1
QA	1
QC	1
QE	1

The information provided herein is from CONNFLY Electronic Co., Ltd. and is confidential. Any disclosure to a party other than the recipient is prohibited. The intellectual properties and its rights contained herein, including but not limited to, trademarks, patents, copyrights, trade secrets, and technical know-how, are owned exclusively by CONNFLY or its affiliates. Unauthorized use or modification is strictly prohibited. CONNFLY may enforce its intellectual property rights at its own discretion, failure or delays to exercise such rights does not constitute a waiver of such rights.

REV.	DESCRIPTION	DRAWN	CHECKED	APPROVED
A	NEW RELEASE	JLZ 11/12/20'		



Recommend PCB layout(Tolerance:±0.05)

NOTES:

- Specifications:
 - 1.0 Voltage rating: 30V DC.
 - 1.1 Contact current rating: 1A MAX. PER PIN.
 - 1.2 Contact resistance: 30 Milliohms MAX.
 - 1.3 Dielectric withstanding voltage: 500V AC(rms) for 1 minute.
 - 1.4 Insulation resistance: 1000 Megaohms MIN.
 - 1.5 Operating temperature: -40°C~+85°C.

2. Product number code:

DS1093-01 - X X X X

- Contact plating
0: Selective Gold Flash
- No.of contacts:
9
- Shell Plating:
N: Nickel
- Color of housing
B: Black
G: Green
P: Purple

GENERAL TOLERANCE		ANGLE TOLERANCE	
X.	±0.60	X.	±5°
.X	±0.38	.X	±3°
.XX	±0.25	.XX	±2°
DRAWING TYPE		CUSTOMER	
SCALE		1:1	SHEET 2 OF 2
DRAWING NO.		C-DS1093-01-XXXX-A	

PROJECTION		TITLE	MINI DIN 803 Type(9Pin)
UNITS	mm	SERIES	DS1093-01 SERIES
SHEET SIZE	A4		

晨翔电子有限公司
CONNFLY CONNFLY ELECTRONIC CO. LTD