



Constant Voltage Driver

Model: LV150W24



Model	Output Current	Input Current	Input Power	Output Power Range	PF	Efficiency	Output Voltage
LV150W24	6250mA	0.85A	165W	0-150W	0.95	92%	24V

* Test result @230V, 50Hz, Full Load.




1. Parameters

category	Item	Technical Norm
Features	Output Type	Constant Voltage
	Dimming Type	N/A
	Output Features	Isolation
	IP Grade	IP20
	Insulation Class	Class I
Input	Rated Input Voltage	220-240VAC
	Range of Input Voltage	176-264VAC
	Range of DC Input Voltage	170-275VDC
	Frequency	50/60Hz
	Input Current	≤0.85A (230VAC, full load)
	Input Power	≤165W (230VAC, full load)
	Power Factor	≥0.85 (230VAC, full load)
	THD	≤20% (230VAC, full load)
	No-load Power Consumption	≤0.5W @230VAC
	Inrush Current	≤82A/300us typical (230VAC, full load)
	Connected quantity of 16A Breaker	3pcs/type B ; 6pcs/type C @ 230Vac
Output	Output Voltage	24VDC+/-5%
	No Load Voltage	26VDC Max.
	Output Current	0 -6250mA
	Max. Output Power	150W
	Efficiency	≥92% (230VAC, full load, at output terminals)
	Voltage Ripple	± 1% (230VAC, full load) (Vmax-Vmin) / (Vmax+Vmin)
	Current Accuracy	N/A
	Started Delay Time	≤0.5S (230VAC, full load)
Protection	Short Circuit Protection	Auto Recovery
	Overload Protection	Auto Recovery


	No-load Protection	Auto Recovery
	Insulation voltage	3000V 5mA 60S between P-S,1500V 5mA 60S between P-E
	Insulation resistance	>100M ohm @ 500VDC
	Leakage current	< 250 μ A, I/P to O/P or I/P to PE @230V input
Environment	Ta/Operation Temperature	-25....+50°C
	Ts/Storage Temperature	-40....+85°C
	Tc/Enclosure Temperature	85°C
	Humidity	10%....90%RH
	Atmosphere	86-108KPa
Construction	Connection Method	Push-in Terminal
	Installation	Build-in
	PRI Wire preparation	0.75-1.5 [□]
	SEC Wire preparation	0.75-1.5 [□]
	Dimension	360*40*21mm (L*W*H)
Standards	Certification	complied to CE ENEC SAA
	Safety Standards	EN61347-1:2015,EN61347-2-13:2014/A1:2017, EN62493:2015, AS/NZS IEC61347.2.13:2013, AS/NZS 61347.1:2016
	EMC Standards	EN55015:2013/A1:2015,EN61000-3-2:2014, EN61000-3-3:2013,EN61547:2009
	Performance	EN62384
	Surge	L-N/1KV (L/N)-PE/2KV
Others	RoHS	complied to 2011/65/EU
	Life Time	50000h @50°C (Ta) / 85°C (Tc)
	Warranty	5years , F.R. < 10000ppm

Remark: 1.All Parameters, if not specified, are measured at 230VAC/50Hz and 25°C ambient temperature.
2.LED Driver is a component of the luminaires, Luminaires and wire layout will affect the EMC, please check the EMC with end products again.

2. Label

<input type="checkbox"/> L <input type="checkbox"/> ⊕ <input type="checkbox"/> N	 KGP KGP Electronics GmbH Hueckstraße 19 DE-58511 Lüdenscheid	LED Driver LV150W24 wire preparation 	Input Voltage:220-240Vac Input Frequency:50/60Hz Power Factor(λ):≥0.95 Prange=0-150W In :≤0.85A	U _{rated} =24Vdc I _{range} =0-8250mA Tc:85°C Ta:-25to+50°C For LED modules only	etc 	SEC <input type="checkbox"/> <input type="checkbox"/>
--	---	---	---	--	--	---

3. Dimension (Unit: mm)



4. Packing information

Carton L*W*H(mm)	Pcs/Carton	Net weight/ Pcs(kg)	Net weight/ Carton(kg)	Gross weight / Carton(kg)
410*270*190	25	0.38	9.5	10.06

5. Wiring Diagram




Fig. A:LV150W24