

Data sheet

Commercial Art.No.: 92.943.0053.1

Connector GST18i4F B2 ZR1 SW

GST18i4 connector, 4 pole, female with spring force connection, coding mains 250 V / 400 V, 20 A, coding color black, strain relief color black



Commercial Art.No.	92.943.0053.1
EAN	4015573410565
Order Unit	1

Certificates / Approvals



Technical data

General

Rated current	20 A
Rated voltage	250 V / 400 V
Rated impulse voltage	4 kV
strain relief	yes
Pollution degree	2
Mechanical coding	Code 1
Lockable	self-locking (unlocking by tool)
Color of coding/ contact carrier	black
Marking of poles	2, N, PE, 1
Color of housing inclusive strain relief	black

Connection Data

Cable diameter max.	11.5 mm
Cable diameter min.	9.5 mm
Connection cross section solid mm ² max.	2.5 mm ²
Connection cross section solid mm ² min.	0.75 mm ²
Connection cross section fine stranded mm ² max.	1.5 mm ²
Connection cross section fine stranded mm ² min.	0.75 mm ²
Terminations per pole	2
sheath strip length	53 mm
Wire strip length	9 mm

Model

Model	female
Connection type	spring clamp connection
Degree of protection (IP)	IP20

Remark to type of connection	Fine stranded and stranded conductors require cable end sleeve
------------------------------	--

Material

Housing material	Polyamide
halogen free	yes
Contact material	CuZn
Fire load	0.155 kWh
Insulation components continuous temperature	100 °C
Surface finish	Tin-plated

Dimensions

Length	75 mm
Width	42.25 mm
Height	17 mm

Classification

ECLASS 11	
ECLASS 8.1	27440605
ETIM 7.0	EC002560
ETIM 6.0	EC002560
ETIM 5.0	EC002560
ETIM 4.0	EC002560

Product compliance

ROHS conformity status	Compliant/Exempted
ROHS exceptions	III-6(c)
REACH-SVHC conformity status	Duty-To-Declare
REACH-SVHC substances	Lead
REACH-SVHC CAS numbers	7439-92-1

Accessories

Commercial Art.No.:	Article-type description:	Description:
05.587.3156.0	Lock (G)ST18 WS	Locking device for cable to cable connection GST18i3-5, white
05.564.5353.0	cover cap GST18i3/4/5 SW	Cover piece 12 pole black for female parts GST18i3-6
05.564.5353.2	cover cap GST18i3/4/5 WS	Cover piece 12 pole white for female parts GST18i3-6
05.566.9153.0	cover cap GST18i4 BUCHSEN	Cover for female connectors GST18i4, black
05.587.3156.1	Lock (G)ST18 SW	Locking device for cable to cable connection GST18i3-5, black

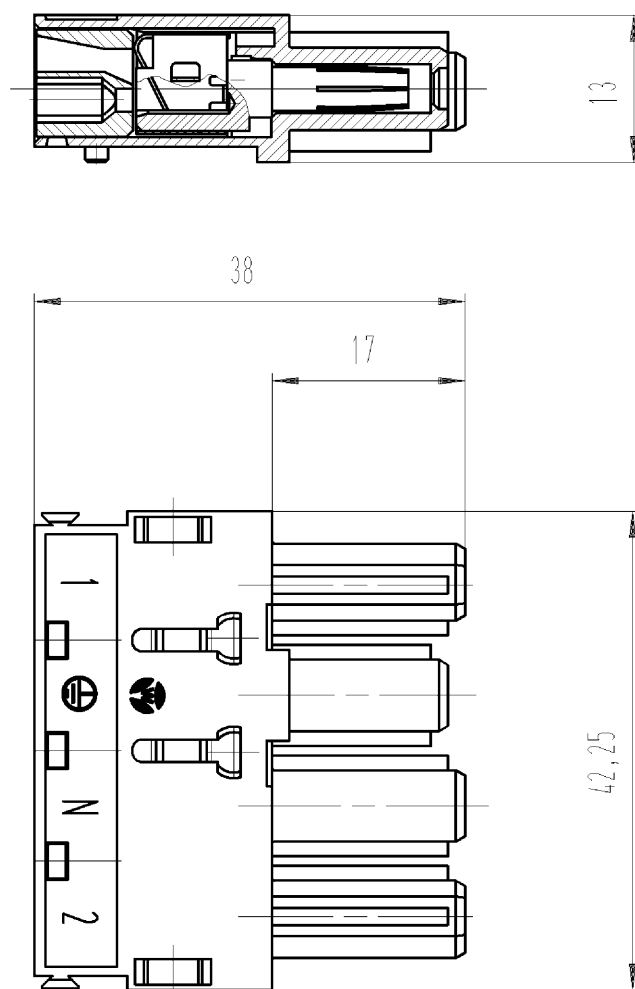
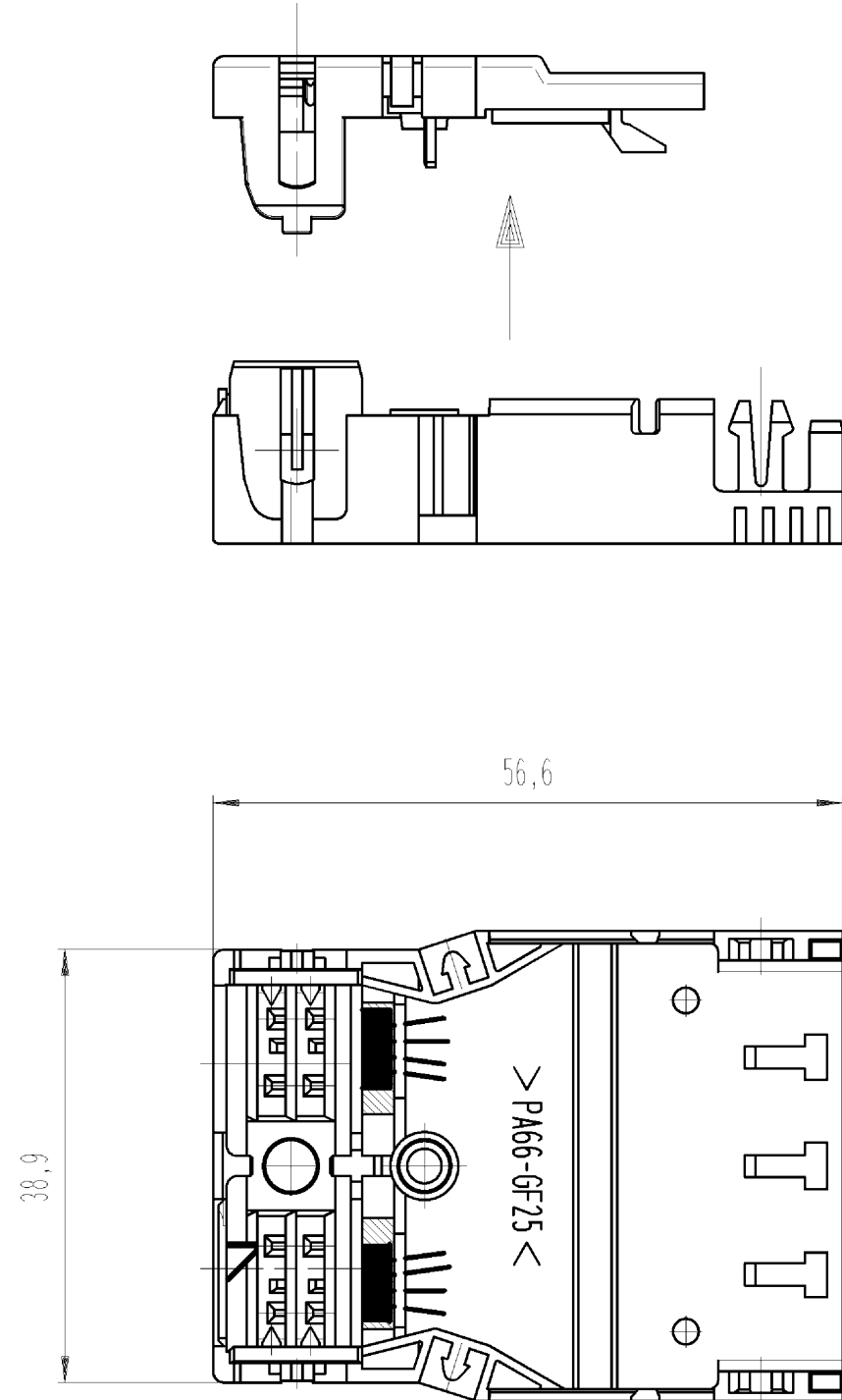
Fits with

Commercial Art.No.:	Article-type description:	Description:
92.044.0058.1	Device connector GST18i4L S1H SW	GST18i4 PCB mount with additional mounting option, 4 pole, male (horizontal), coding mains 250 V/ 400 V, 20 A, coding color black
92.207.1000.1	Cable assembly GST18i4KSBS 15 10SW	GST18i4 connection cable female - male, length 1.0 m, 4 pole, coding mains 250 V/ 400 V, 16 A, coding color black, strain relief color black, cable color black, cross section 1.5 mm ² , cable type H05VV-F, fire class: Eca

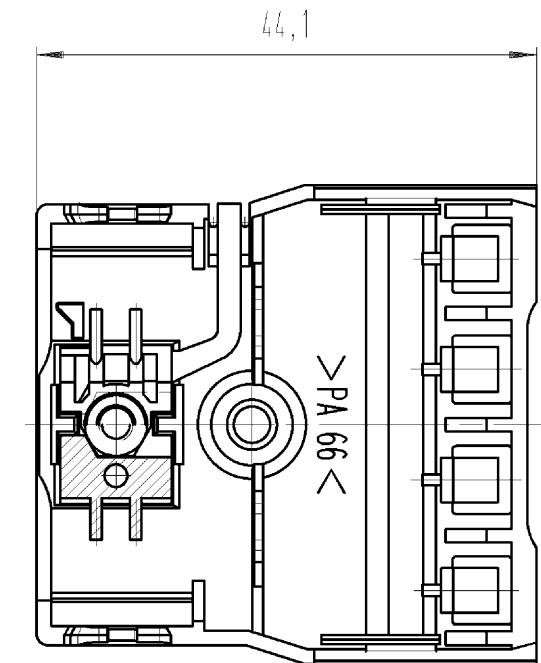
92.207.1003.1	Cable assembly GST18i4KSB- 15 10SW	GST18i4 extension cable female - free end, length 1.0 m, 4 pole, coding mains 250 V/ 400 V, 16 A, coding color black, strain relief color black, cable color black, cross section 1.5 mm ² , cable type H05VV-F, fire class: Eca
92.207.1004.1	Cable assembly GST18i4KS-S 15 10SW	GST18i4 extension cable male - free end, length 1.0 m, 4 pole, coding mains 250 V/ 400 V, 16 A, coding color black, strain relief color black, cable color black, cross section 1.5 mm ² , cable type H05VV-F, fire class: Eca
92.944.0053.1	Connector GST18i4F S2 ZR1 SW	GST18i4 connector, 4 pole, male with spring force connection, coding mains 250 V/ 400 V, 20 A, coding color black, strain relief color black

These dimensions will be especially checked at delivery
 Only inspection dimensions
 With /E marked dimensions are only valid for internal use

Diese Maße werden bei Abnahme besonders geprüft
 Ausschließlich Prüfmaße
 Mit /E gekennzeichnete Maße sind nur für interne Zwecke gültig



Ansicht in Pfeilrichtung/
 view in arrow direction



weitere Daten siehe Katalog
 further data see catalog

Teilenummer part number	Farbe colour
92.943.0053.0	weiß/white
92.943.0053.1	schwarz/black

Tolerierung nach DIN 7167/Tolerance system acc. to DIN 7167. (This DIN-standard describes the envelope principle. According to the envelope principle the deviations of form and parallelism are limited by the size tolerances).				ja/yes <input checked="" type="checkbox"/> Stoffverbots- und Deklarationsliste nach UU-TOM-05/03 ist einzuhalten. Conformity with Wieland document UU-TOM-05/03 (list of prohibited / declarable hazardous substances) to be declared!			
Freitoleranz nach - General tolerance		CAD - Zeichnung, keine manuellen Änderungen CAD - drawing, no manual modifications allowed		1. Verwendung: - First Use:		Blatt: 1 von 1 Sheet: of 1	
		Werkstoff/Material		2011 gezeichnet drawn	Tag/Date 17.05.	Name Ritter	
		Maßstab/Scale		geprüft checked	-	T Zeichnung Nr./Drawing No. 92.943.0053.0 01K a	
		Vol. mm ³ Ofl./Surf. mm ²		Normgepr. Stand. check	-	Index a	
		Ersatz für/Replacement for: -		Maße in mm/Dimensions are in mm			
		wieland Elektrische Verbindungen		Type Benennung/Tittle BUCHSENTEIL_M_ZUGENTLASTUNG m. Federkraftanschluß/with spring clamp connection 250/400V AC, 20A, 2,5qmm			
Änderung/Revision		a 29.11.2013/ Datum / Blatt Date / Sheet					

Weitergabe sowie Vervielfältigung dieses Dokuments, Verwertung und Mitteilung seines Inhalts sind verboten, soweit nicht ausdrücklich gestattet.
 The reproduction, distribution and utilization of this document as well as the communication of its contents to others without express authorization is prohibited.

929430053001K_2_CADW3030_Lunz 2013-11-29T08:47:45 1.000