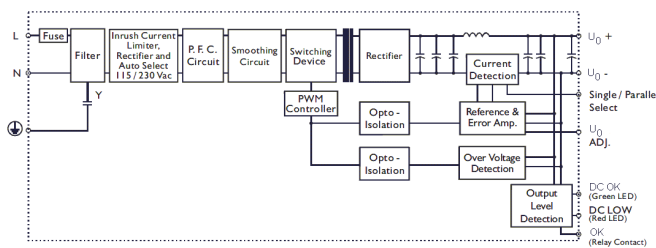


wipos P1 24-10

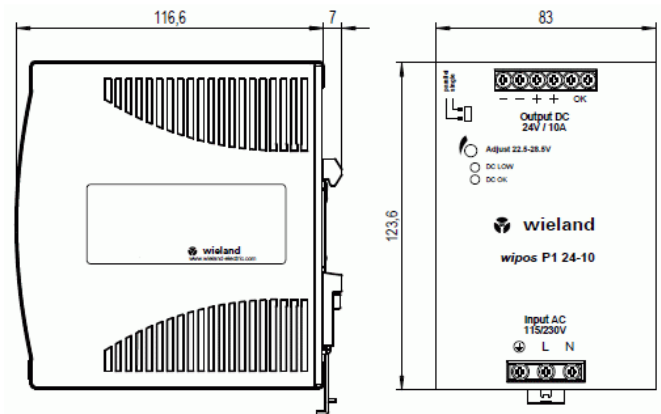
wipos P1 24-10

Switching power supply
24 V DC / 10 A
81.000.6140.0

- Primary switching power supply, single phase
- Output: 24 V DC / 10 A (adjustable 22.5 - 28.5 V DC)
- Short circuit proof
- Input: 115/230 V AC auto select; 210 - 375 V DC
- Full load up to 60 °C
- PFC technology
- Vertical mount
- Parallel operation (3 dev. max.)
- 100 % burn-in



Block diagram



Dimensional diagram

Technical data

wipos P1 24-10		Part number: 81.000.6140.0
Rated output power	[P _O]	240 W
Rated output voltage	[U _O]	24 V DC
Rated output current	[I _{ON}]	10 A DC
Efficiency typ. / min.		89 % / 87 %
Minimum load		none
Output voltage trim range (U _O , I _{ON})		22.5 V ... 28.5 V
Output voltage accuracy (I _{ON})		-0 % / +1 %
Line regulation		±0.5 %
Load regulation (U _O) at	single operation: parallel operation:	±1 % ±5 %
Temperature coefficient (U _O , I _{ON})		± 0.03 % / K
Rated overload protection		120 % - 145 %
Output short circuit (U _O , I _{ON})		Current limited (fold forward)
Ripple & noise (U _O , I _{ON} , BW = 20 MHz)		<100 mV _{ss}
Operation indicator for	Display range	
	Output voltage OK (U _I , I _{ON})	"DC OK", LED green (U _O 17.6 ... 19.4 V)
	Output voltage too low (U _I , I _{ON})	"DC LOW", LED red (U _O < 17.6 ... 19.4 V)
Parallel operation (0.9 I _{ON})		yes, max. 3 devices
Derating (61 °C ... 71 °C)		2.5 % / K (see Fig. 1 Derating)
Overvoltage protection (U _O , I _{ON})		120 % ... 145 %
Relay contact ("OK") closes above		U _O > 19.4 V DC (U _O 17.6 ... 19.4 V)
Contact rating maximum (60 V DC) max.		0.3 A
Relay contact isolation voltage		500 V DC

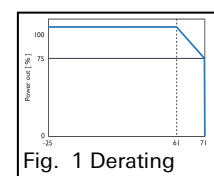


Fig. 1 Derating

wipos P1 24-10

Technical data

wipos P1 24-10		Part number: 81.000.6140.0
Rated input voltage AC	[U _{IN,AC}]	115 V AC (90 ... 132 V) auto select 230 V AC (180 ... 264 V) auto select
Line frequency AC		47 – 63 Hz
Power factor correction filter (PFC)		yes (0.7)
Rated input voltage DC	[U _{IN,DC}]	210 – 375 V DC
Rated input current 115 V / 230 V		5.4 A / 2.2 A
Inrush current 115 V AC / 230 V AC		30 A / 60 A max.
Input fuse		T6.3 A / 250 V (internal)
Hold up time (at I _{ON})	U _{I,AC} = 115 V U _{I,AC} = 230 V	> 25 ms > 30 ms
Isolation voltage (input / output)		3000 V AC / 4242 V DC
Isolation resistance (input / output)		100 MOhm
Ventilation / Cooling		Free convection
Mounting conditions (free space)		25 mm free space on all sides recommended for cooling / up to 50 °C no horizontal space required
Operating ambient temperature	[T _U]	-40 °C ... +71 °C (UL: max. 50 °C)
Humidity in operation		20 – 95 % RH
Storage temperature	[T _U]	-40 °C ... +85 °C
Mounting on		DIN rail 35 mm (EN 60715)
Degree of protection		IP 20
MTBF (Bellcore issue 6 @ 40 °C ,GB)		423,000 h
Dimensions (W x H x D)		83 x 123.6 x 123 mm
Weight		ca. 1.3 kg
Housing material		Metal
Connector cross section (min.)	solid stranded wire	0.5 mm ² (AWG24) 0.5 mm ² (AWG24)
Connector cross section (max.)	solid stranded wire	6 mm ² (AWG10) 6 mm ² (AWG10)
Strip length		8 mm
Torque	input terminals output terminals	1.0 Nm max. 0.6 Nm max.
Approvals and standards		
UL / cULus		UL 508 Listed, UL60950-1 Recognized
TUV / Safety		EN60950-1, EN61558-1, EN61558-2-16 (follow EN60204), IRAM
CE		EN 55022 & EN61000-6-3, EN61000-3-2, EN61000-3-3, EN55024 & EN61000-6-2, EN61000-4-2, EN61000-4-3, EN61000-4-4, EN61000-4-5, EN61000-4-6, EN61000-4-8, EN61000-4-11, EN60204-1, EN61204-3
Terminal connections		
-		2 x output voltage 24 V, negative output terminal (internally connected)
+		2 x output voltage 24 V, positive output terminal (internally connected)
OK		2 x relay (normally closed)
L		AC: phase conductor, DC: no polarity
N		AC: neutral conductor, DC: no polarity
⊕ (PE)		PE (Ground), always connect