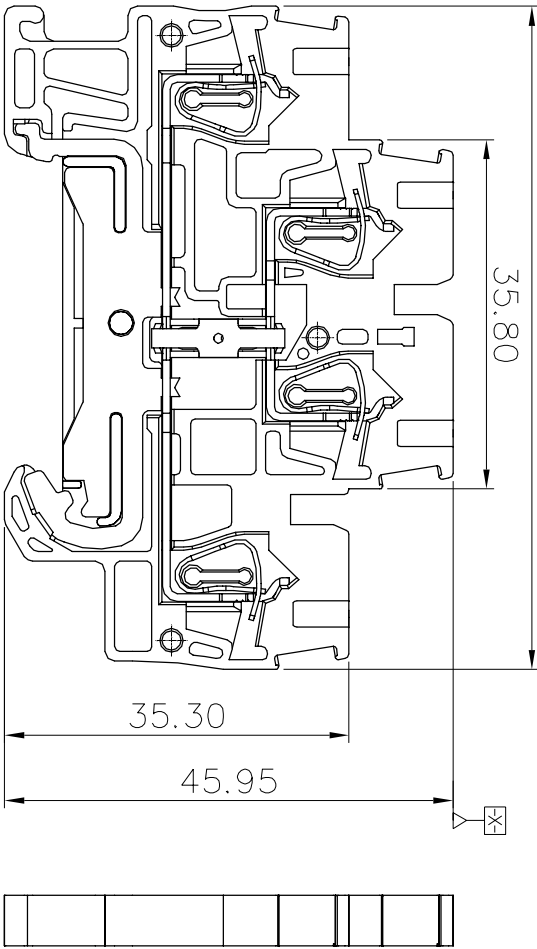
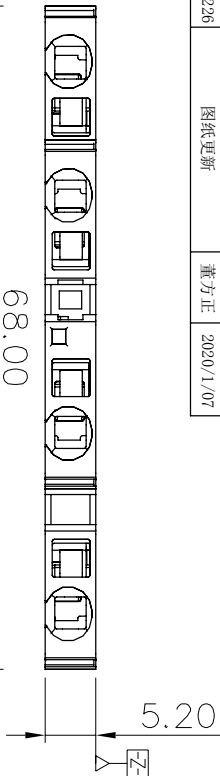
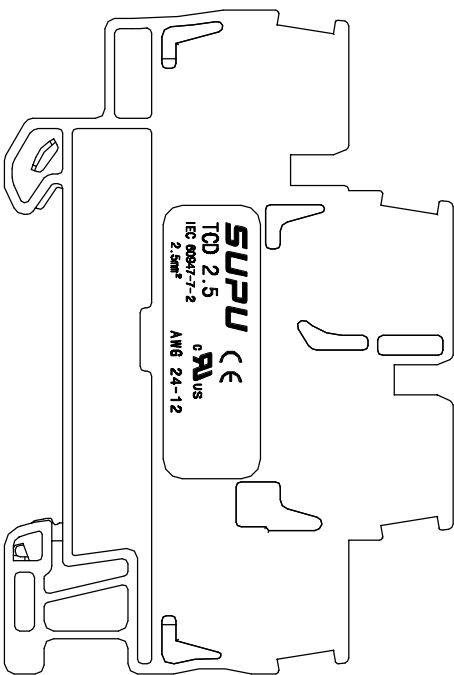


REVISION RECORD

REV	ECN	DESCRIPTION	DRAFT	DATE
△	DCN0000226	图纸更新	董方正	2020/1/07



- Connection method:
1. For Solid wire, peeling wire in right length, push down spring to clasp the wire.
  2. For stranded wire, connect directly after peeling in right length, or wire furred and fix in by pushing the spring.



Transmittal, reproduction, dissemination and/or editing of this document as well as utilization of its contents and communication thereof to others without express authorization are prohibited.

未经允许禁止传输、复制、编辑该文档，以及利用其内容进行交流



NOTES:

UL/CUL Standard

1. Conductor cross section : 24~12AWG
2. Rated Voltage/Current :

Use group	B	C	D
Rated voltage(V)	600	600	

IEC Standard

1. Conductor cross section :

Wire range(Solid/Stranded)	0.2-2.5mm <sup>2</sup>	0.2-4mm <sup>2</sup>	0.2-2.5mm <sup>2</sup>
Solid			
Stranded			
Stranded with ferrules without plastic sleeve			
Stranded with ferrules with plastic sleeve			

2. Rated Voltage/Current :

Surge voltage category	III
Pollution degree	3
Rated surge voltage(kV)	6
Rated voltage(V)	500

Material:

Insulator	PA66	UL94 V-0
Conductor	Copper alloy	Sn plated
Spring	Stainless steel	
Ground Pin	Copper alloy	Sn plated
Conductor Piece	Copper alloy	Sn plated

General information:

1. Dimension shall be interpreted per ASME Y14.5-2009
2. Stripping length : 10mm
3. Operating temperature: -40°C~+105°C
4. RoHS Compliance
5. Undimensioned Tolerances:

Pitch Range in mm	Nominal Dimension	Range
Over	Over	Over
To	To	To
6	10	30
10	10	60
10	24	80
10	30	100
10	30	150
±0.15	±0.20	±0.30
		±0.50
		±0.70
		±1.00
		±1.30
		±2*

HOW TO ORDER:

TCD2.5-2-PE

Serries No. Color: PE: Yellow and Green

Order No	TC系列笼式弹簧 2.5mm <sup>2</sup> 双层两进两出 接地端子	未注公差 Tolerances	表面 Surface VDI21
TCDD2.5-2-PE			
项目 Item	签字 Signature	日期 Date	阶段标记 Progress
设计 Design	dfz	01/06/20"	版本 Revision
审核 Check	cw	01/06/20"	重量 Weight
工艺 Process			比例 Scale
标准化 Unify			1:1
批准 Approve	1w1	01/06/20"	
物料号 Item No.		第1页/共1页 1 of 1	
412111004		SUPU 宁波波普电子有限公司	
		NINGBO SUPU ELECTRONICS CO.,LTD.	