

Data sheet

Commercial Art.No.: 96.232.1031.7

Cable assembly RST20i3K1BS 15 H 10GN0

RST20i3 extension cable female - male, 3 pole, assembled with shrinkage tube, application 250/400V with PE, 16A, cable type H07RN-F, length 1.0m, cross section 1.5mm², coding color leaf green



| | |
|--------------------|---------------|
| Commercial Art.No. | 96.232.1031.7 |
| EAN | 4015573916432 |
| Order Unit | 1 |

Certificates / Approvals



Technical data

General

| | |
|--|----------------------------------|
| Rated current | 16 A |
| Rated voltage | 250 V / 400 V |
| Rated impulse voltage | 4 kV |
| Pollution degree | 3 |
| Lockable | self-locking (unlocking by tool) |
| Color of coding/ contact carrier | leaves green |
| Marking of poles | 1, 2, PE |
| Color of housing inclusive strain relief | black |

Model

| | |
|---------------------------------|---------------------|
| type of construction | Shrinkage tube |
| Connection type | Crimp |
| Nominal cross section conductor | 1.5 mm ² |
| Degree of protection (IP) | IP66/68 (3m;2h) |
| Cable type | H07RN-F |
| Cable color | black |
| Cable diameter min. | 9.6 mm |
| Cable diameter max. | 10 mm |
| Version of cable | female - male |
| Type of cord set | connecting cable |
| Version cable end 1 | female |
| Version cable end 2 | male |
| Shielded | No |

Material

| | |
|--|---------------|
| Surface finish | Silver-plated |
| halogen free | No |
| Continuous temperature of cable | 60 °C |
| Insulation components continuous temperature | 100 °C |
| Fire load | 0.797 kWh |

Dimensions

| | |
|--------------|-----|
| Total length | 1 m |
|--------------|-----|

Classification

| | |
|------------|----------|
| ECLASS 11 | |
| ECLASS 8.1 | 27440604 |
| ETIM 7.0 | EC002587 |
| ETIM 6.0 | EC002587 |
| ETIM 5.0 | EC002587 |
| ETIM 4.0 | EC002587 |

Note

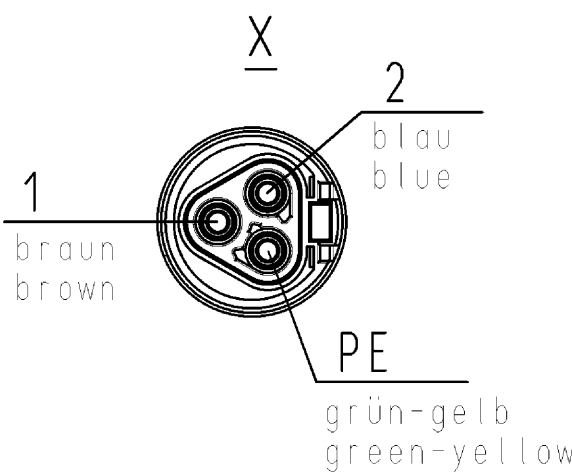
| | |
|------|--|
| Note | The total length may vary up to + / - 3 %. |
|------|--|

Product compliance

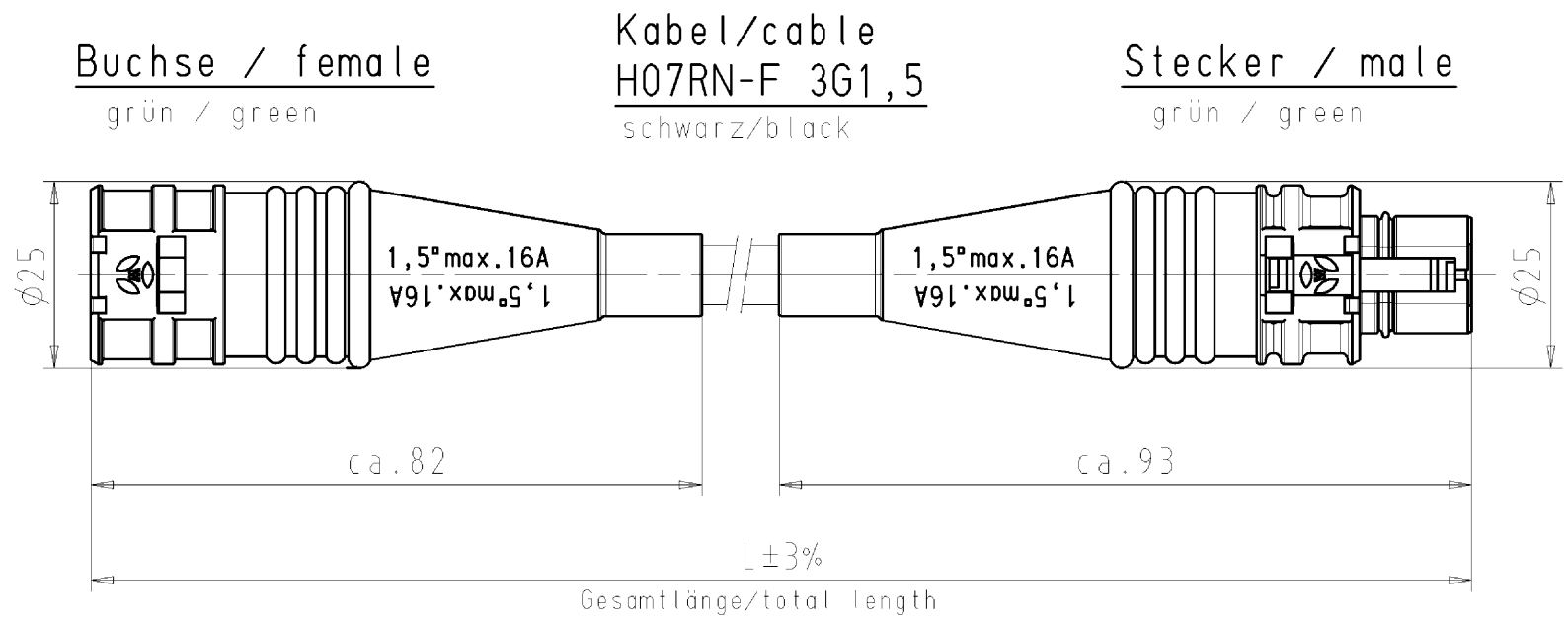
| | |
|------------------------------|--------------------|
| ROHS conformity status | Compliant/Exempted |
| ROHS exceptions | III-6(c) |
| REACH-SVHC conformity status | Duty-To-Declare |
| REACH-SVHC substances | Lead |
| REACH-SVHC CAS numbers | 7439-92-1 |

These dimensions will be especially checked at delivery
Only inspection dimensions
With /E marked dimensions are only valid for internal use

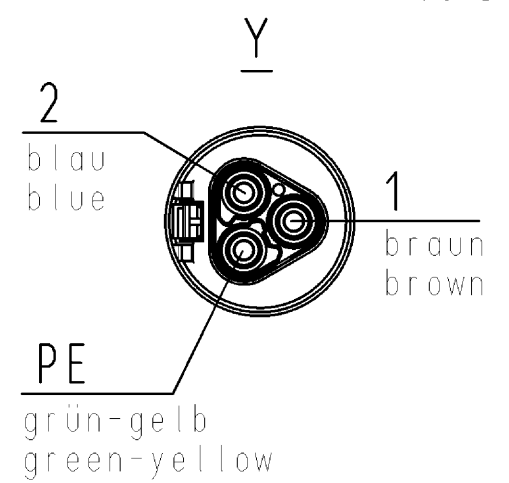
Diese Maße werden bei Abnahme besonders geprüft
Ausschließlich Prüfmaße
Mit /E gekennzeichnete Maße sind nur für interne Zwecke gültig



"X"



"Y"



(b)

Weitergabe sowie Vervielfältigung dieses Dokuments, Verwertung und Mitteilung seines Inhalts sind verboten, soweit nicht ausdrücklich gestattet. Die Reproduktion, Distribution und Nutzung dieses Dokuments sowie die Kommunikation der Inhalte ist ohne schriftliche Genehmigung von Wieland-Electric GmbH untersagt.

| | | | |
|--|-------------------------------|---|--------------------------------|
| Teile-Nr. part-no. | L | Beispiel (Farbe: grün) ^(a) exampel (colour: green) | Typ type |
| 96.232.XX31.7 | XX in dm-Schritten | 96.232.1031.7 = 10dm/L= 1000mm | RST2013K1BS 15 H 10GN02 |
| U6.232.XX31.7 | XX in m-Schritten | U6.232.1231.7 = 12 m/L=12000mm | RST2013K1BS 15 HX12GN02 |
| Weitere Daten siehe KATALOG oder eKatalog. Additional data see CATALOG or eCatalog. | | www.wieland-electric.com eshop.wieland-electric.com | |
| Tolerierung Size ISO 14405 ^(E) / Tolerance system Size ISO 14405 ^(E) . (This ISO-standard describes the envelope principle. According to the envelope principle the deviations of form and parallelism are limited by the size tolerances). | | ja/yes <input checked="" type="checkbox"/> Stoffverbots- und Deklarationsliste nach UU-TQM-05/03 ist einzuhalten. Conformity with Wieland document UU-TQM-05/03 (list of prohibited / declarable hazardous substances) to be declared! | |
| Freitoleranz nach General tolerance | | CAD - Zeichnung, keine manuellen Änderungen CAD - drawing, no manual modifications allowed | 1. Verwendung: - First Use: |
| | | Blatt: 1 von 1 Sheet: of 1 | |
| | | Zeichnung Nr./Drawing No. Index | |
| | | T 96.232.0431.7 01K b | |
| Maße in mm/Dimensions are in mm | | | |
| | | Ersatz für/Replacement for: - | |
| b | 10.07.2014/ | Type | |
| a | 05.07.2006/ | Benennung/Tittle | |
| Index | Datum / Blatt Date / Sheet | KONTEKT_LEITUNG pre-assembled cable Crimpausführung/crimp design K1 400V | |
| Änderung/Revision | www.wieland-electric.com | | |

962320431701K_2 CADW3027 Duesch 2014-07-11T12:03:26 1.000

OU-MEE-01/14 -