Transmittal, reproduction, dissemination and/or editing of this document as well as utilization of its contents and communication thereof to others without express authorization are prohibited.
未经允许禁止传输、复制、编辑该文档，以及利用其内容进行交流

REVISION RECORD				
REV	ECN	DESCRIPTION	DRFT	DATE

HOW TO ORDER:

2401XX/XXX

- Sereies No.
- Poles:
  - 02: 02 contacts
  - 03: 03 contacts
  - …
  - 24: 24 contacts
- Color:
  - NA: Grey
  - 005: Yellow
  - 002: Orange

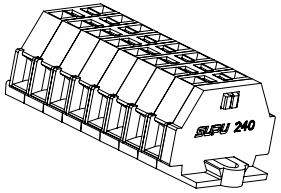

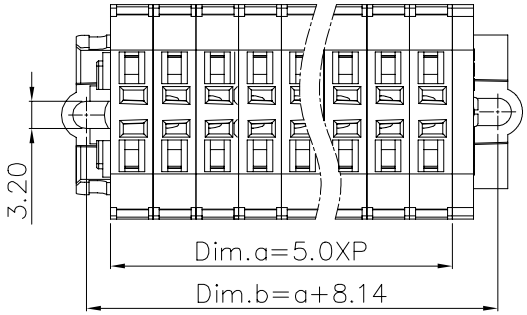

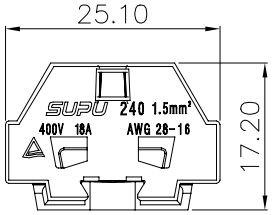

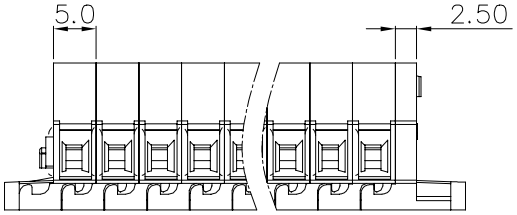

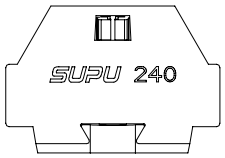

线数	Dim.a	Dim.b
2	10.0±0.15	18.14±0.30
3	15.0±0.30	23.14±0.30
4	20.0±0.30	28.14±0.30
5	25.0±0.30	33.14±0.50
6	30.0±0.50	38.14±0.50
7	35.0±0.50	43.14±0.50
8	40.0±0.50	48.14±0.50
9	45.0±0.50	53.14±0.50
10	50.0±0.50	58.14±0.50
11	55.0±0.50	63.14±0.70
12	60.0±0.70	68.14±0.70
13	65.0±0.70	73.14±0.70
14	70.0±0.70	78.14±0.70
15	75.0±0.70	83.14±0.70
16	80.0±0.70	88.14±0.70
17	85.0±0.70	93.14±0.70
18	90.0±0.70	98.14±0.70
19	95.0±0.70	103.14±1.00
20	100.0±1.00	108.14±1.00
21	105.0±1.00	113.14±1.00
22	110.0±1.00	118.14±1.00
23	115.0±1.00	123.14±1.00
24	120.0±1.00	128.14±1.00

NOTES:

UL/CUL Standard

1.Conductor cross section : 28~16AWG

2.Rated Voltage/Current :

Use group	B	C	D
Rated voltage(V)	300	300	
Rated current(A)	10	10	

IEC Standard

1.Conductor cross section :

Wire range(Solid/Stranded)	0.2–1.5mm²
Solid	0.2–1.5mm²
Stranded	0.2–1.5mm²
Stranded with ferrules without plastic sleeve	0.2–1.0mm²
Stranded with ferrules with plastic sleeve	0.2–1.0mm²

2.Rated Voltage/Current :

Surge voltage category	Ⅲ
Pollution degree	3
Rated surge voltage(KV)	6
Rated voltage(V)	400
Rated current(A)	18

Material:

Insulator	PA66	UL94 V-0
Conductor	Copper alloy	Sn Plated
Spring	Stainless Steel	

General information:

1.Dimension shall be interpreted per ASME Y14.5-2009

2.Pitch : 5.0mm, Poles : 02~24P

3.Stripping length : 8~9mm

4.Operating temperature: -40°C~+105°C

5.RoHS Compliance

6.Undimensioned Tolerances:

Pitch Range In mm			Nominal Dimension Range In mm					— ⌒ ⌭
TO 6	Over 6 TO 10	Over 10 TO 24	TO 30	Over 30 TO 60	Over 60 TO 100	Over 100 TO 150	Over 150	0.1/10
								∠
±0.15	±0.20	±0.30	±0.30	±0.50	±0.70	±1.00	±1.30	±2°

Connection method:

1. For Solid wire, peeling wire in right length, push down spring to clapthe wire.
2. For stranded wire, connect directly after peeling in right length, or wire furruled and fix in by pushingthe spring.

订货号 Order No.	2401XX/XXX		名称 Name	240端子-侧面带固定器 XXP-2线-1.5mm2	未注公差 Tolerance	表面 Surfaace	
项目 Item	签字 Signature	日期 Date			Tolerances Table	VDI21	
设计 Design	SZ	02/15/23″	图号 Drawing No.	PRM002224	版本号 Revision Number	重量 Weight	比例 Scale
审核 Check	LXW	02/15/23″	材料 Material	Notes	M0	/	1:1
工艺 Process	-	-	物料号 Item No.	GY:411064001•••	第1页/共1页 1 of 1	mm	
标准化 Unify	-	-		YL:411064012•••	SUPU 宁波速普电子有限公司		
批准 Approve	XJ	02/15/23″		OG:411064520•••	NINGBO SUPU ELECTRONICS CO., LTD.		

借通用件登记 Common Part	
原图号 Old Draw. No.	
底图总号 Assembly No.	