

## Data sheet

Commercial Art.No.: 99.452.9910.0

Distributor GST18I3Z 1P1 SW

GST18i3 I-distributor, 3 pole, 1 IN, 1 OUT, without mounting option, coding mains 250 V, 20 A, coding color black



Commercial Art.No.	99.452.9910.0
EAN	4049088004780
Order Unit	100

Certificates / Approvals



## Technical data

### General

Rated current	20 A
Rated voltage	250 V
Rated impulse voltage	4 kV
Pollution degree	2
Mechanical coding	Code 1
Lockable	self-locking (unlocking by tool)
Color of coding/ contact carrier	black
Marking of poles	L, N, PE

### Model

Number of inputs	1
Number of outputs	1
Type of fastening	No
Degree of protection (IP)	IP20
Type of distributor	intermediate coupling

### Material

Housing material	Polyamide
halogen free	yes
Contact material	CuZn
Fire load	0.056 kWh
Insulation components continuous temperature	100 °C
Surface finish	Tin-plated

### Classification

ECLASS 11	
-----------	--

ECLASS 8.1	27440603
ETIM 7.0	EC002567
ETIM 6.0	EC002567
ETIM 5.0	EC002567
ETIM 4.0	EC002567

#### Dimensions

Length	49.5 mm
Width	28.2 mm
Height	12.6 mm

#### Product compliance

ROHS conformity status	Compliant/Exempted
ROHS exceptions	III-6(c)
REACH-SVHC conformity status	Duty-To-Declare
REACH-SVHC substances	Lead
REACH-SVHC CAS numbers	7439-92-1

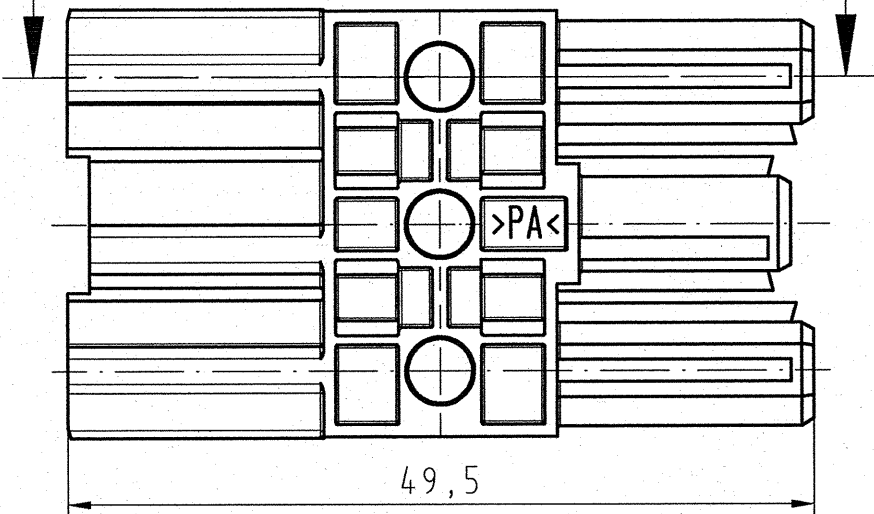
#### Accessories

Commercial Art.No.:	Article-type description:	Description:
05.588.5753.0	Lock GST18 VERTEILER WS	Locking device for distributor GST18i3-5, retrofit part, white
05.588.5753.1	Locking slide GST18 VERTEILER SW	Locking device for distributor GST18i3-5, retrofit part, black
05.561.3653.0	cover cap GST18i3VS B WS	Cover piece for female GST18i3, white
05.561.3653.1	cover cap GST18i3VS B SW	Cover piece for female GST18i3, black
05.564.5353.0	cover cap GST18i3/4/5 WS	Cover piece 12 pole black for female parts GST18i3-6
05.564.5353.2	cover cap GST18i3/4/5 SW	Cover piece 12 pole white for female parts GST18i3-6
05.594.4250.0	cover cap ST18/3B + GST18i3 ST WS	
05.594.4253.0	cover cap ST18/3B + GST18i3 ST WS	

# Weitere Daten siehe Katalog

further data see catalog

These dimensions will be especially checked at delivery  
Only inspection dimensions  
With /E marked dimensions are only valid for internal use

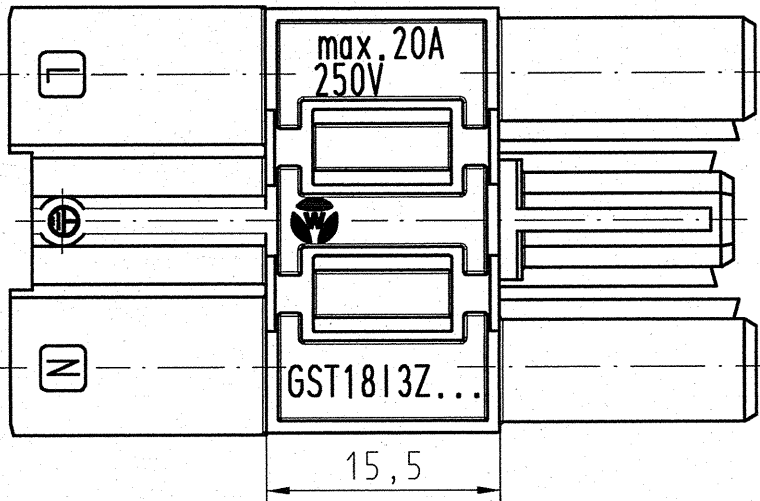
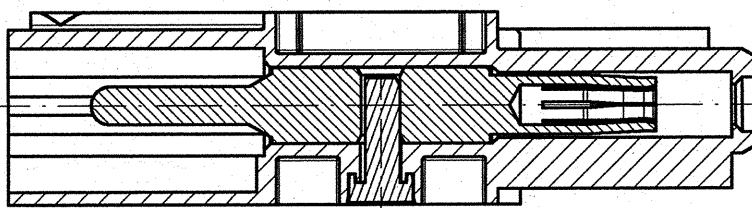


28,2

12,6

49,5

Diese Maße werden bei Abnahme besonders geprüft  
Ausschließlich Prüfmaße  
Mit /E gekennzeichnete Maße sind nur für interne Zwecke gültig



15,5

Teile - Nr. part - no.	Farbe colour	Typ type
99.452.9910.0	schwarz/ black	GST1813Z -- sw

Tolerierung nach DIN 7167/Tolerance system acc. to DIN 7167.  
(This DIN-standard describes the envelope principle. According to the envelope principle the deviations of form and parallelism are limited by the size tolerances).

ja/yes  Stoffverbots- und Deklarationsliste nach UU-TQM-05/03 ist einzuhalten.  
Conformity with Wieland document UU-TQM-05/03 (list of prohibited / declarable hazardous substances) to be declared!

Freitoleranz nach  
General tolerance

CAD - Zeichnung, keine manuellen Änderungen  
CAD - drawing, no manual modifications allowed

1. Verwendung: -  
First Use:

Blatt: 1 von 1  
Sheet: 1 of 1

Werkstoff/Material		2008	Tag/Date	Name	Zeichnung Nr./Drawing No.		Index
/	/	gezeichnet drawn	17.01.	Schober <i>gh</i>	99.452.9910.0 01K		
/	Maßstab/Scale	geprüft checked	21.08.08	<i>Schober</i>			
/	2:1	Normgepr. Stand. check	-	-			
Maße in mm/Dimensions are in mm							
/	Vol.	mm <sup>2</sup> Ofl./Surf.	mm <sup>2</sup>	Ersatz für/Replacement for: -			
/	wieland		Type	Benennung/Title			
Index		Datum / Blatt Date / Sheet		ZWISCHENKUPPLUNG			
Änderung/Revision		Elektrische Verbindungen		GST1813 male-female connector			

Weitergabe sowie Vervielfältigung dieses Dokuments, Verwertung und Mitteilung seines Inhalts sind verboten, soweit nicht ausdrücklich gestattet. Die Reproduktion, Distribution und Utilization of this document as well as the communication of its contents to others without express authorization is prohibited.