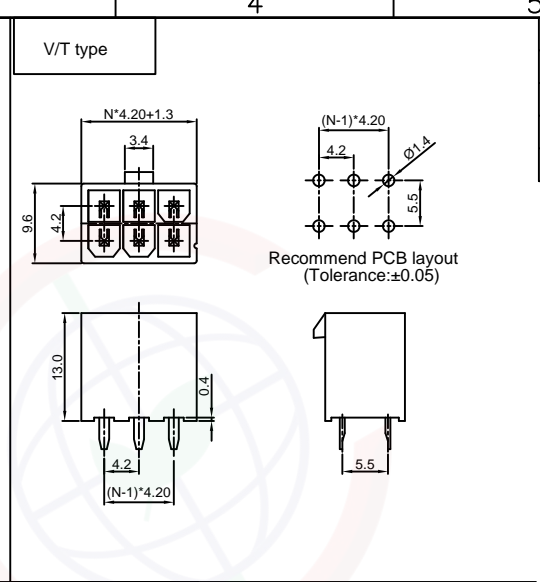
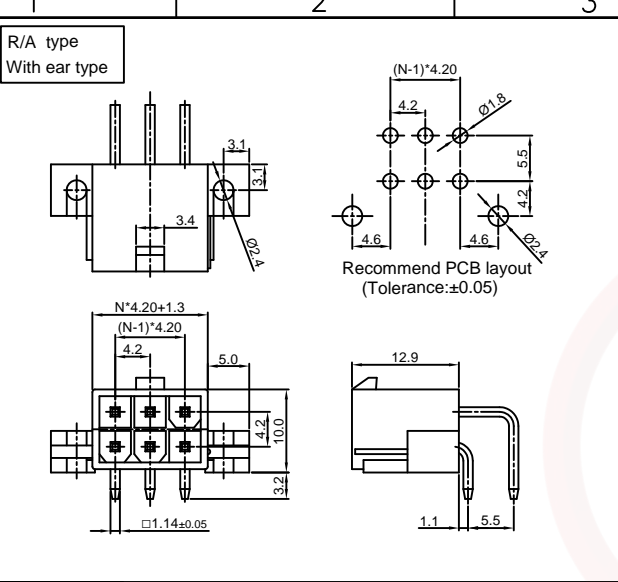


The information provided herein is from CONNELY Electronic Co., Ltd. and is confidential. Any disclosure to a party other than the recipient is prohibited. The intellectual properties and its rights contained herein, including but not limited to, trademarks, patents, copyrights, trade secrets, and technical know-how, are owned exclusively by CONNELY or its affiliates. Unauthorized use or modification is strictly prohibited. CONNELY may enforce its intellectual property rights at its own discretion, failure or delays to exercise such rights does not constitute a waiver of such rights.



REV.	DESCRIPTION	DRAWN	CHECKED	APPROVED
A	NEW RELEASE	YCH 12/15/07'		LJC 12/15/07'
B	DRAWING UPDATE	JLZ 08/24/20'		
C	DRAWING UPDATE	JLZ 05/31/21'		
D	DRAWING UPDATE	JLZ 05/18/22'		

NOTES:

Specifications:

- Contact resistance: 30mΩ Max.
- Insulation resistance: 1000MΩ Min.
- Dielectric withstanding voltage: 1000V AC(Rms) for 1 minute.
- Current rating:9A.
- Voltage rating:600V AC/DC.
- Temperature: -25°C~+85°C.

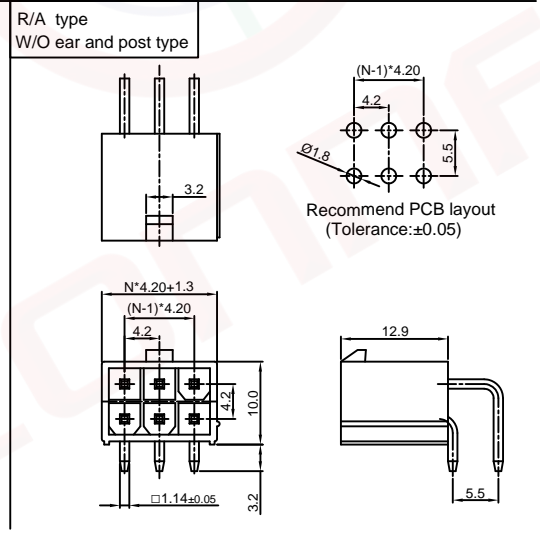
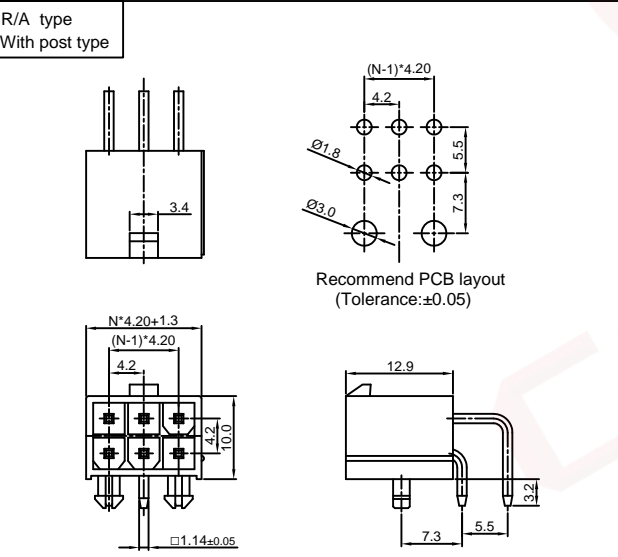
Materials:

- Contact material: Copper alloy.
- Contact plating: Gold or Tin plating over nickel.
- Insulator material: Nylon,Transparent .

Product number code:

DS1073-01 - X X X X X

- Contact plating: 6: Tin, 8: Full gold flash
- Housing color: T:Transparent
- Mounting type: V: V/T type, R1: R/A with ear type, R2: R/A with post type, R3: R/A W/O ear and W/O post type
- Connector type: M:Male
- No. of contacts: 2x1 - 2x12



(Series Image-Reference Only)

GENERAL TOLERANCE		ANGLE TOLERANCE		PROJECTION		TITLE	4.2mm Connector DIP & R/A type
X.	±0.60	X.	±5°	UNITS	mm	SERIES	DS1073-01 SERIES
.X	±0.38	.X	±3°				
.XX	±0.25	.XX	±2°				
DRAWING TYPE		CUSTOMER		晨翔电子有限公司 CONNELY ELECTRONIC CO., LTD			
SCALE		1:1					
DRAWING NO.		C-DS1073-01-XXXX-D					