

Data sheet

Commercial Art.No.: 92.051.3253.1

Device connector GST18I5S B1 SW

GST18i5 built-in component, 5 pole, female with screw connection, coding mains 250 V/ 400 V, 20 A, coding color black



Commercial Art.No.	92.051.3253.1
EAN	4015573545908
Order Unit	1

Certificates / Approvals



Technical data

General

Rated current	20 A
Rated voltage	250 V / 400 V
Pollution degree	2
Mechanical coding	Code 1
Rated impulse voltage	4 kV
Lockable	self-locking (unlocking by tool)
Color of coding/ contact carrier	black
Marking of poles	3, N, PE, 2, 1

Connection Data

Connection cross section solid mm ² max.	4 mm ²
Connection cross section solid mm ² min.	0.75 mm ²
Connection cross section fine stranded mm ² max.	4 mm ²
Connection cross section fine stranded mm ² min.	0.75 mm ²
Terminations per pole	1
Wire strip length	7 mm

Model

Model	female
Connection type	screw connection
Angle of plug	straight
Degree of protection (IP)	IP20
Remark to type of connection	Fine stranded wires 4 mm ² only without ferrules
built-in component	Built-in component/connector

Material

Housing material	Polyamide
halogen free	yes
Contact material	CuZn
Fire load	0.059 kWh
Insulation components continuous temperature	100 °C
Surface finish	Tin-plated

Dimensions

Length	31.5 mm
Width	47.7 mm
Height	19.5 mm

Classification

ECLASS 11	
ECLASS 8.1	27440602
ETIM 7.0	EC002566
ETIM 6.0	EC002566
ETIM 5.0	EC002566
ETIM 4.0	EC002566

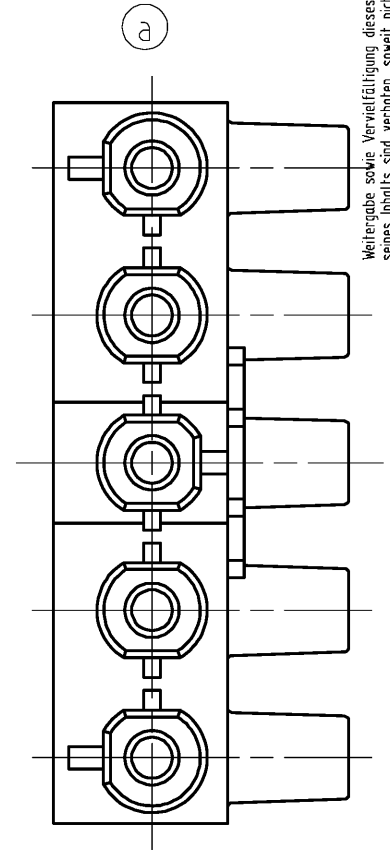
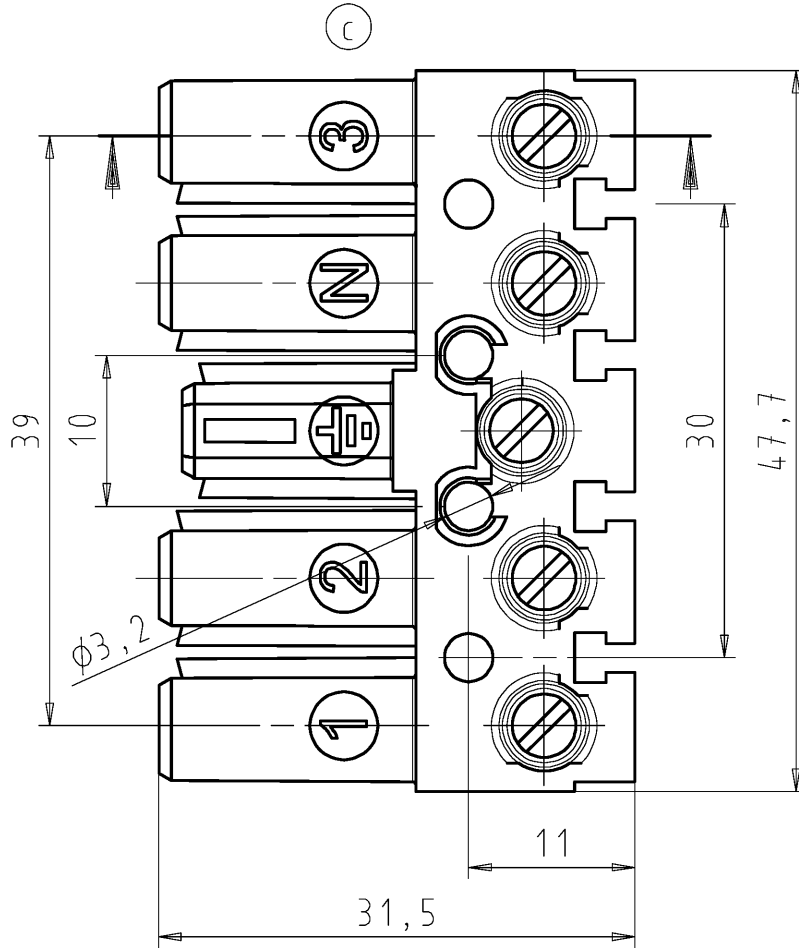
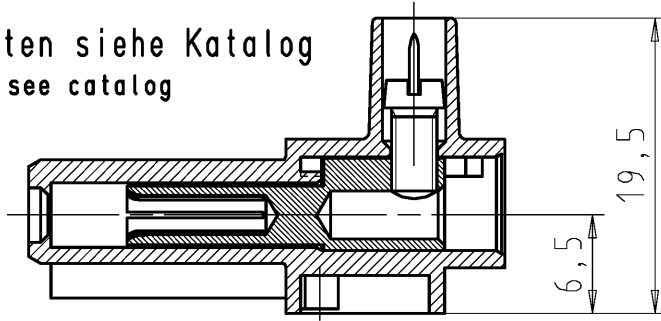
Product compliance

ROHS conformity status	Compliant/Exempted
ROHS exceptions	III-6(c)
REACH-SVHC conformity status	Duty-To-Declare
REACH-SVHC substances	Lead
REACH-SVHC CAS numbers	7439-92-1

Accessories

Commercial Art.No.:	Article-type description:	Description:
05.564.5353.0	cover cap GST18i3/4/5 SW	Cover piece 12 pole black for female parts GST18i3-6
05.564.5353.2	cover cap GST18i3/4/5 WS	Cover piece 12 pole white for female parts GST18i3-6
05.566.9253.0	cover cap GST18i5 BUCHSEN	Cover for female connectors GST18i5, black
34.300.1122.1	Mounting sheet GST18 3-10 POLIG	Mounting bracket to fix one or two GST18 device connectors. 3-10 poles possible. Can be fixed to the housing with screws or rivets.

Weitere Daten siehe Katalog
further data see catalog



These dimensions will be especially checked at delivery
Only inspection dimensions
With /E marked dimensions are only valid for internal use

Diese Maße werden bei Abnahme besonders geprüft
Ausschließlich Prüfmaße
Mit /E gekennzeichnete Maße sind nur für interne Zwecke gültig

Weitergabe sowie Vervielfältigung dieses Dokuments, Verwertung und Mitteilung seines Inhalts sind verboten, soweit nicht ausdrücklich gestattet. Die Reproduktion, Distribution und Utilization of this document as well as the communication of its contents to others without express authorization is prohibited.

92.051.3257.0	hell elfenbein /light ivory	GST1815S B1 N	glühdrahtbeständiges Material nach IEC 60335-1 /glow-wire resistant material according to IEC 60335-1
92.051.3253.0	weiß /white	GST1815S B1 WS	
92.051.3253.1	schwarz /black	GST1815S B1 SW	
Teilenummer /part number	Farbe /color	Typ /type	Bemerkung /note

Tolerierung Size ISO 14405(E)/Tolerance system Size ISO 14405(E).
{This ISO-standard describes the envelope principle. According to the envelope principle the deviations of form and parallelism are limited by the size tolerances}.

ja/yes Stoffverbots- und Deklarationsliste nach WN 5020.010 ist einzuhalten.
Conformity with Wieland document WN 5020.010 e (list of prohibited / declarable hazardous substances) to be declared!

Freitoleranz nach General tolerance CAD - Zeichnung, keine manuellen Änderungen CAD - drawing, no manual modifications allowed 1.Verwendung: - First Use: Blatt: 1 von 1 Sheet: 1 of 1

	/		Werkstoff/Material	2004	Tag/Date	Name	Zeichnung Nr./Drawing No.	Index
	/			gezeichnet drawn	08.06.	Schmitt J.		
	/			geprüft checked	-	-		
	/			Normgepr. Stand. check	-	-		
	/	Maßstab/Scale 2:1					T	92.051.3253.0 01K c
Maße in mm/Dimensions are in mm								

c	13.08.2015/	Vol.	mm ³	OfI./Surf.	mm ²	Ersatz für/Replacement for: -			
b	02.01.2013/					Type	Benennung/Title		
a	02.06.2010/					BUCHSENTE IL female connection 250/400V AC, 20A, 2,5qmm			
Index	Datum / Blatt Date / Sheet	www.wieland-electric.com							
Änderung/Revision									