

DULUX S 11 W/827 G23

OSRAM DULUX S | Short CFLni, 1 tube, with 2-pin base for CCG operation



- Ideal for cost-effective creative illumination and decoration
- Offices, public buildings
- Shops
- Supermarkets and department stores
- Hotels, restaurants

Product benefits

- Extremely low profile
- Very economical
- Good quality of light
- Long service life
- Improved maintenance

Product features

- Short and compact pin-base lamps with single-turn tubes
- Single-ended two-pin plug-in G23 base
- Average life: 10,000 h
- Available in red, green and blue



Technical data

Electrical data

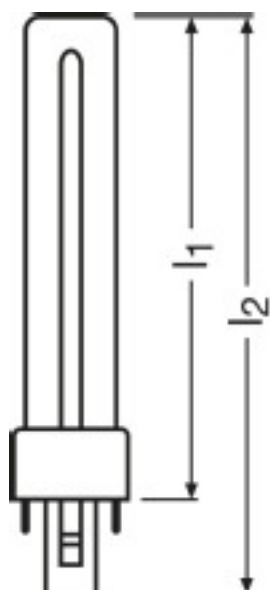
Nominal wattage	11 W
Rated lamp efficacy (standard condition)	76 lm/W
Rated wattage	11.8 W

Light technical data

Color rendering index Ra	80...89
Rated luminous flux	900 lm
Luminous flux at 25 °C	900 lm
Light color	827
Color temperature	2700 K
Nominal luminous flux	900 lm
Light color as per EN 12464-1	LUMILUX INTERNA
Rated LLMF at 2,000 h	0.85
Rated LLMF at 4,000 h	0.80
Rated LLMF at 6,000 h	0.77
Rated LLMF at 8,000 h	0.75
Luminance	2.7 cd/cm ²

Dimensions & weight

Tube diameter	12 mm
Length	237.0 mm
Length acc. to IEC standard	215 mm
Length with base excl. base pins/connection	214.00 mm



Product line drawing with letters



Base

Colors & materials

Lamp mercury content	1.4 mg
----------------------	--------

Temperatures

Rated ambient temp.w.max.luminous flux	25.0 °C
--	---------

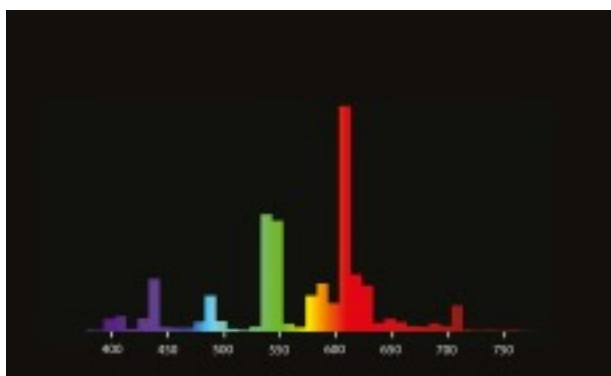
Lifespan

Service life	6500 h
Rated lamp survival factor at 2,000 h	0.99
Rated lamp survival factor at 4,000 h	0.99
Rated lamp survival factor at 6,000 h	0.95
Rated lamp survival factor at 8,000 h	0.81
Operation mode LLMF/LSF	50 Hz
Lifespan	10000 h ¹⁾

¹⁾ With CCG/LLCG

Additional product data

Base (standard designation)	G23
Appropriate disposal acc. to WEEE	Yes



Spectral power distribution

Capabilities

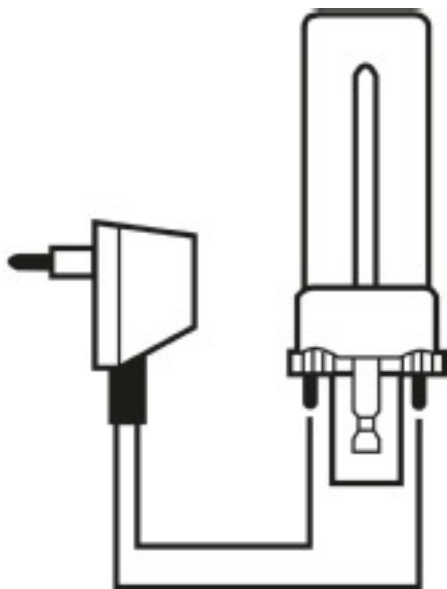
Suitable for indoor	Yes
---------------------	-----

Certificates & standards

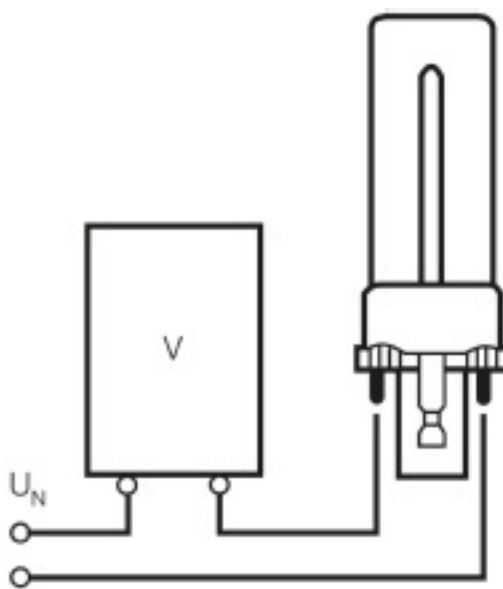
EEI - Energy Label	A
--------------------	---

Equipment / Accessories

- Suitable for operation on conventional control gear



Circuit diagram



Circuit diagram

Disclaimer

Subject to change without notice. Errors and omission excepted. Always make sure to use the most recent release.