

## DULUX D/E 18 W/830 G24Q-2

---

OSRAM DULUX D/E | CFLni, 2 tubes, with 4-pin base for ECG operation



- Offices, public buildings
- Shops
- Supermarkets and department stores
- Hotels, restaurants
- Industry

### Product benefits

---

- Very economical
- Good quality of light
- Excellent luminous flux
- Long service life
- Improved maintenance
- Easier handling thanks to the new GR14q-1 base system
- OSRAM System+ Guarantee in combination with OSRAM QUICKTRONIC ECG

### Product features

---

- Short and compact pin-base lamp with double-turn tubes
- Average life: 20,000 h (with QUICKTRONIC)
- Color rendering index  $R_a$ : 80...89
- Dimmable (3...100 %)
- Single-ended four-pin plug-in G24q base
- Operates on battery, solar and AC power with suitable Electronic Control Gear



## Technical data

### Electrical data

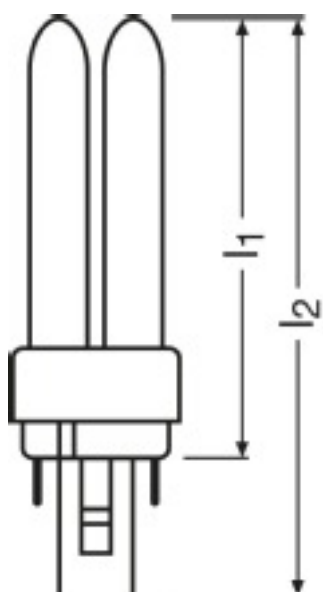
Nominal wattage	18 W
Rated lamp efficacy (HF data)	Under clarification by authority and standardization body
Rated lamp efficacy (standard condition)	67 lm/W
Rated wattage	18 W

### Light technical data

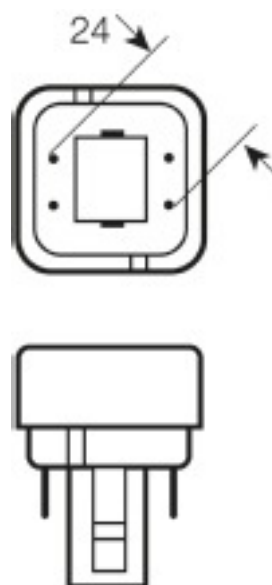
Color rendering index Ra	80...89
Rated luminous flux	1200 lm
Luminous flux at 25 °C	1200 lm
Light color	830
Color temperature	3000 K
Nominal luminous flux	1200 lm
Light color as per EN 12464-1	LUMILUX Warm White
Rated LLMF at 2,000 h	0.89
Rated LLMF at 4,000 h	0.86
Rated LLMF at 6,000 h	0.84
Rated LLMF at 8,000 h	0.82
Rated LLMF at 12,000 h	0.79
Rated LLMF at 16,000 h	0.78
Rated LLMF at 20,000 h	0.76
Luminance	4.5 cd/cm <sup>2</sup>

### Dimensions & weight

Tube diameter	12 mm
Length	146.0 mm
Length acc. to IEC standard	140 mm
Length with base excl. base pins/connection	130.00 mm



Product line drawing with letters



Base

### Colors & materials

Lamp mercury content	1.4 mg
----------------------	--------

### Temperatures

Rated ambient temp.w.max.luminous flux	25.0 °C
--	---------

### Lifespan

Service life	13000 h <sup>1)</sup>
Rated lamp survival factor at 2,000 h	0.99
Rated lamp survival factor at 4,000 h	0.99
Rated lamp survival factor at 6,000 h	0.99
Rated lamp survival factor at 8,000 h	0.99
Rated lamp survival factor at 12,000 h	0.95
Rated lamp survival factor at 16,000 h	0.81
Rated lamp survival factor at 20,000 h	0.50

**Lifespan**

<b>Operation mode LLMF/LSF</b>	HF
<b>Lifespan</b>	20000 h <sup>1)</sup>

<sup>1)</sup> With preheat ECG

**Additional product data**

<b>Base (standard designation)</b>	G24q-2
<b>Appropriate disposal acc. to WEEE</b>	Yes

**Capabilities**

<b>Suitable for indoor</b>	Yes
----------------------------	-----

**Certificates & standards**

<b>EEI – Energy Label</b>	B
---------------------------	---

## Equipment / Accessories

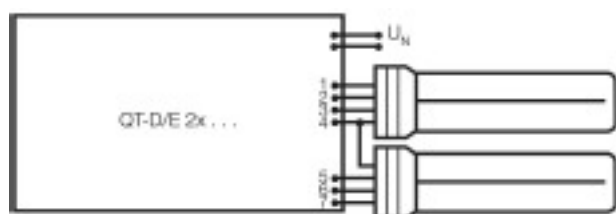
---

- Suitable for operation on electronic control gear

## Safety advice

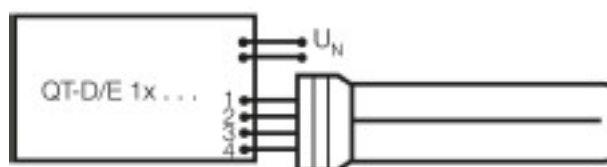
---

In case of lamp breakage: [www.osram.com/brokenlamp](http://www.osram.com/brokenlamp)



---

*Circuit diagram*



---

*Circuit diagram*

## References / Links

---

For more information on QUICKTRONIC electronic control gear go to

▶ [www.osram.com/QUICKTRONIC](http://www.osram.com/QUICKTRONIC)

## Disclaimer

---

Subject to change without notice. Errors and omission excepted. Always make sure to use the most recent release.