


## Features



- Radial leaded devices
- Designed for use in line voltage applications, permitting maximum voltages of up to 265 VAC
- Protecting against both overcurrent and overtemperature faults on the primary side of power supplies and transformers
- Available in lead-free version
- Recognition: UL, CSA, TUV is pending



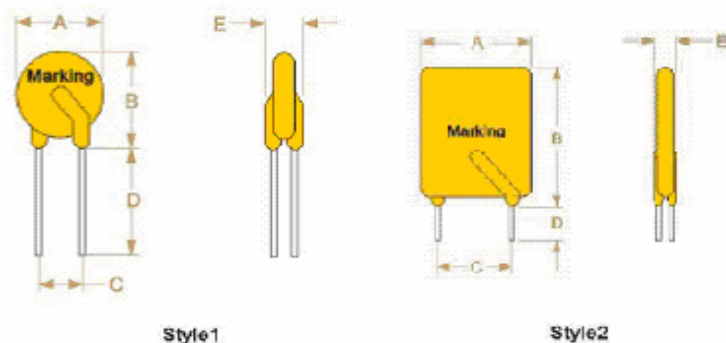
## LBLV series

R-line devices

## Product Dimensions

Part number	A	B	C	D	E	Lead	
	Max	Max	Typ	Min	Max	Style	Size( $\phi$ )
LB050LVF	8.3	10.7	5.1	7.6	3.8	1	0.6
LB080LVF	8.3	10.7	5.1	7.6	3.8	1	0.6
LB120LVF	8.3	10.7	5.1	7.6	3.8	1	0.6
LB160LVF	9.0	12.5	5.1	7.6	3.8	1	0.6
LB250LVF	9.6	17.4	5.1	7.6	3.8	2	0.6
LB330LVF	11.5	19.5	5.1	7.6	3.8	2	0.6
LB400LVF	11.5	19.5	5.1	7.6	3.8	2	0.6
LB550LVF	11.5	19.5	5.1	7.6	3.8	2	0.8
LB600LVF	12.5	22.5	5.1	7.6	3.8	2	0.6
LB750LVF	12.5	22.5	5.1	5.1	3.8	2	0.8
LB800LVF	15.5	22.5	5.1	7.6	3.8	2	0.6
LB1000LVF	18.7	24.4	10.2	5.1	3.8	1	0.8
LB1250LVF	22.0	27.4	10.2	5.1	3.8	1	0.8
LB2000LVF	24.9	33.8	10.2	5.1	3.8	2	0.8

## Marking system



LB  
 Product family  
 □ □ □ LV  
 Current rating

\* Lead materials: Tin-plate metal wire.

\* Lead-free devices are available,  
 the right logo is lead-free mark of wayon.



## Electrical Characteristics

Part number	$I_H$	$I_T$	$T_{trip}$		$V_{max}$	$I_{max}$	$R_{min}$	$R_{max}$	$R_{1max}$
	(A)	(A)	(A)	(S)	(V)	(A)	( $\Omega$ )	( $\Omega$ )	( $\Omega$ )
LB050LVF	0.05	0.12	0.25	15.0	265	1.0	18.50	31.00	65.00
LB080LVF	0.08	0.19	0.40	15.0	265	1.2	7.40	12.00	26.00
LB120LVF	0.12	0.30	0.60	15.0	265	1.2	3.00	6.50	12.00
LB160LVF	0.16	0.37	0.80	15.0	265	2.0	2.50	4.10	7.80
LB250LVF	0.25	0.56	1.25	18.5	265	3.5	1.30	2.10	3.80
LB330LVF	0.33	0.80	1.65	21.0	265	4.5	0.77	1.24	2.60
LB400LVF	0.40	0.90	2.00	26.0	265	5.5	0.60	0.97	1.90
LB550LVF	0.55	1.25	2.75	26.0	265	7.0	0.45	0.73	1.45
LB600LVF	0.60	1.35	3.00	36.0	265	5.5	0.40	0.70	1.42
LB750LVF	0.75	1.50	3.75	18.0	265	7.5	0.32	0.48	0.84
LB800LVF	0.80	1.80	4.00	40.0	265	10.0	0.30	0.70	1.32
LB1000LVF	1.00	2.00	5.00	21.0	265	10.0	0.22	0.33	0.58
LB1250LVF	1.25	2.50	6.25	23.0	265	12.5	0.17	0.25	0.44
LB2000LVF	2.00	4.00	10.00	28.0	265	20.0	0.09	0.13	0.22

$I_H$ =Hold current: maximum current at which the device will not trip at 25°C still air.

$I_T$ =Trip current: minimum current at which the device will always trip at 25°C still air.

$V_{max}$ =Maximum voltage device can withstand without damage at rated current.

$I_{max}$ =Maximum fault current device can withstand without damage at rated voltage.

$T_{trip}$ =Maximum time to trip(s) at assigned current.

$R_{min}$ =Minimum device resistance at 25°C prior to tripping.

$R_{max}$ =Maximum device resistance at 25°C prior to tripping.

## Thermal Derating Chart- $I_H$ (A)

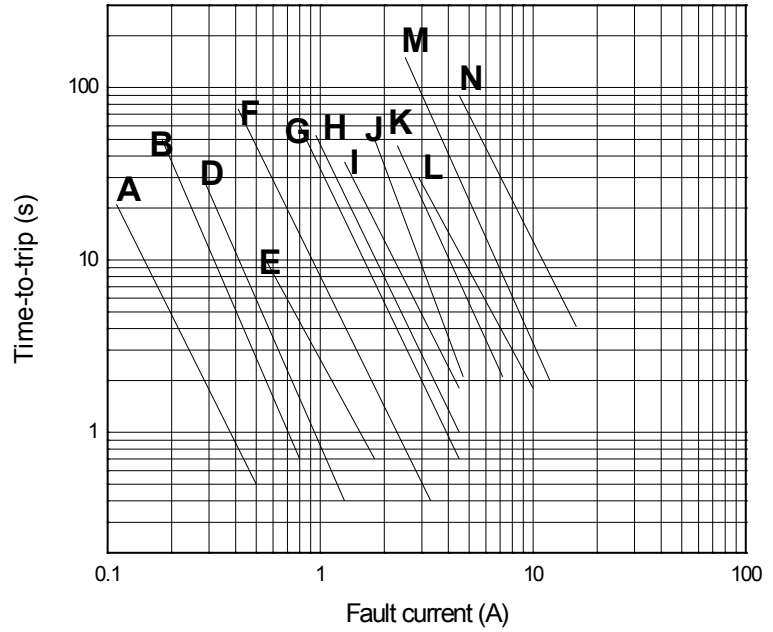
Part number	Maximum ambient operating temperatures(°C)								
	-40	-20	0	25	40	50	60	70	85
LB050LVF	0.080	0.075	0.062	0.050	0.040	0.035	0.030	0.025	0.017
LB080LVF	0.128	0.120	0.100	0.080	0.064	0.056	0.048	0.040	0.028
LB120LVF	0.192	0.180	0.150	0.120	0.096	0.084	0.072	0.060	0.042
LB160LVF	0.256	0.240	0.200	0.160	0.128	0.112	0.096	0.080	0.056
LB250LVF	0.400	0.375	0.315	0.250	0.200	0.175	0.150	0.125	0.087
LB330LVF	0.63	0.50	0.42	0.33	0.27	0.23	0.20	0.17	0.11
LB400LVF	0.64	0.60	0.50	0.40	0.32	0.28	0.24	0.20	0.21
LB550LVF	0.93	0.82	0.69	0.55	0.47	0.41	0.36	0.30	0.23
LB600LVF	0.96	0.90	0.75	0.60	0.48	0.42	0.36	0.30	0.21
LB750LVF	1.45	1.24	0.99	0.75	0.65	0.58	0.52	0.45	0.38
LB800LVF	1.28	1.20	1.00	0.80	0.64	0.56	0.48	0.40	0.28
LB1000LVF	1.60	1.42	1.23	1.00	0.78	0.69	0.61	0.54	0.42
LB1250LVF	2.03	1.81	1.58	1.25	1.08	0.98	0.86	0.75	0.63
LB2000LVF	2.76	2.54	2.32	2.00	1.71	1.60	1.49	1.39	1.25

## Test Procedures And Requirements

Test	Test Conditions	Accept/Reject Criteria
Resistance	In still air @ 25°C	$R_{min} \leq R \leq R_{max}$
Time to Trip	Specified current, $V_{max}$ , 25°C	$T \leq$ maximum Time to Trip
Hold Current	30min, at $I_H$	No trip
Trip Cycle Life	$V_{max}$ , $I_{max}$ , 100cycles	No arcing or burning
Trip Endurance	$V_{max}$ , 24hours	No arcing or burning

## Typical Time-to-Trip Charts at 25°C

A=LB050LVF	H=LB550LVF
B=LB080LVF	I=LB600LVF
C=LB120LVF	J=LB750LVF
D=LB160LVF	K=LB800LVF
E=LB250LVF	L=LB1000LVF
F=LB330LVF	M=LB1250LVF
G=LB400LVF	N=LB2000LVF



## Package Information

Bulk:	
LB050LVF~LB400LVF.....	1000pcs per bag
LB550LVF~LB2000LVF.....	500pcs per bag
Tape & Reel:	
LB050LVF~LB400LVF.....	3000pcs per reel