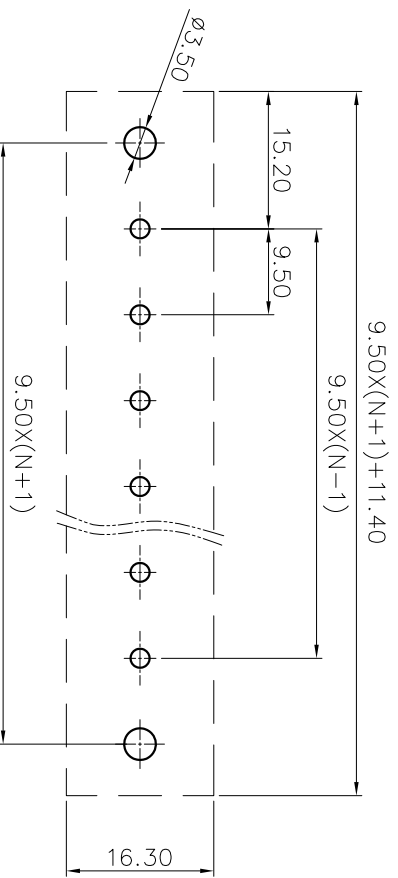
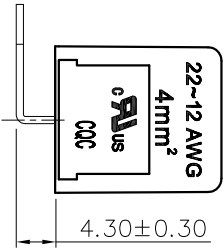
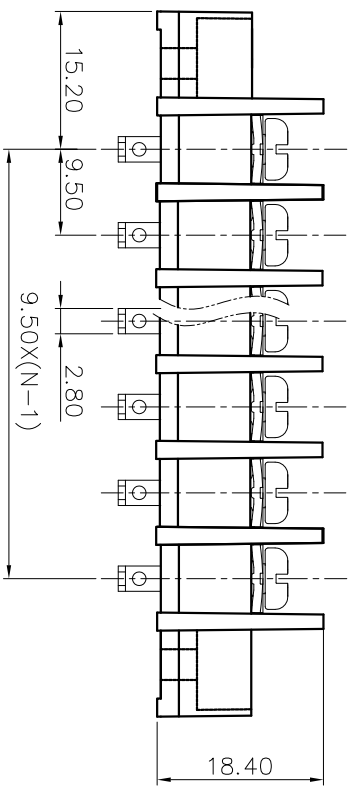
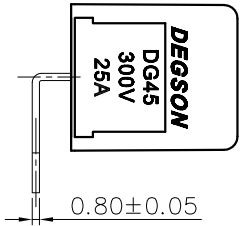
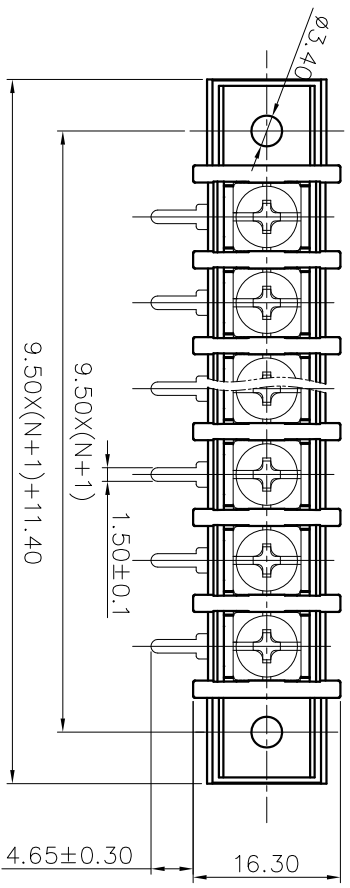


REVISION RECORD

REV	ECN	DESCRIPTION	DRFT	DATE



PCB LAYOUT

NOTES1:

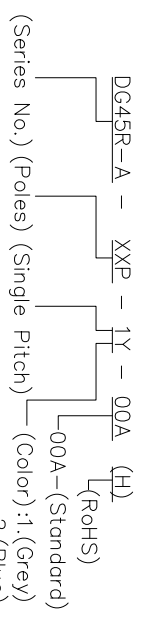
- UL Standard
- 1. Rated voltage/current : 300V / 25A
- 2. Torque value : M4 , 10.53lb.in
- 3. Wire range : 22~12AWG

NOTES2:

- 1. Dimension shall be interpreted per ASME Y14.5-2009
- 2. Pitch : 9.50mm, Poles : N=02~24P
- 3. Withstanding voltage : AC1600V/1Min
- 4. Operating temperature: -40°C~+105°C
- 5. Undimensioned tolerances:

Pitch	range	in	mm	Nominal	dimension	range	in	mm	Over	Under
6	TO	10	10	30	60	100	150	0.1	0	0
		24	24	30	60	100	150	0.1	0	0
10	TO	30	30	60	100	150	150	±2	±2	±2
		60	60	100	150	150	150	±2	±2	±2
15	TO	60	60	100	150	150	150	±2	±2	±2
		100	100	150	150	150	150	±2	±2	±2

6. RoHS Compliance



- (Series No.) (Poles) (Single Pitch) (Color) :1.(Grey)
 2.(Blue)
 3.(Black)
 4.(Green)
 5.(Orange)
 6.(Red)
 7.(Transparent)
 8.(Yellow)
 9.(White)

DETACHED LISTS	
PART NO.:	/
APPD:	/
CHKD:	/
DRFT:	/
THIRD ANGLE PROJECTION	
NAME:	NINGBO DEGSON ELECTRICAL CO., LTD
TITLE:	CUSTOMER DRAWING
DRAWING NO.:	/
REV	DO
SHEET	1/1
SCALE	1:1

A B C D E F G H

8

7

6

5

4

3

2

1

A B C D E F G H