

Data sheet

Commercial Art.No.: 96.222.1092.8

Cable assembly RST20i2K1BS315OL 10KG0

RST20i3/2 extension cable female - male, 2 pole, assembled with shrinkage tube, application ~50V/-120V, 16A, cable type Ölflex classic 100, length 1.0m, cross section 1.5mm², coding color pebble grey



Commercial Art.No.	96.222.1092.8
EAN	4015573966314
Order Unit	1

Certificates / Approvals



Technical data

General

Rated current	16 A
Rated voltage	50 V / 120 V
Rated impulse voltage	4 kV
Pollution degree	3
Lockable	self-locking (unlocking by tool)
Color of coding/ contact carrier	pebble grey
Marking of poles	+, -
Color of housing inclusive strain relief	black

Model

type of construction	Shrinkage tube
Connection type	Crimp
Nominal cross section conductor	1.5 mm ²
Degree of protection (IP)	IP66/68 (3m;2h)
Cable type	Ölflex [®] Classic 110
Cable color	Grey
Cable diameter min.	6 mm
Cable diameter max.	6.6 mm
Version of cable	female - male
Type of cord set	connecting cable
Version cable end 1	female
Version cable end 2	male

Shielded	No
----------	----

Material

Surface finish	Silver-plated
halogen free	No
Continuous temperature of cable	70 °C
Insulation components continuous temperature	100 °C
Fire load	0 kWh

Dimensions

Total length	1 m
--------------	-----

Classification

ECLASS 11	
ECLASS 8.1	27440604
ETIM 7.0	EC002587
ETIM 6.0	EC002587
ETIM 5.0	EC002587
ETIM 4.0	EC002587

Note

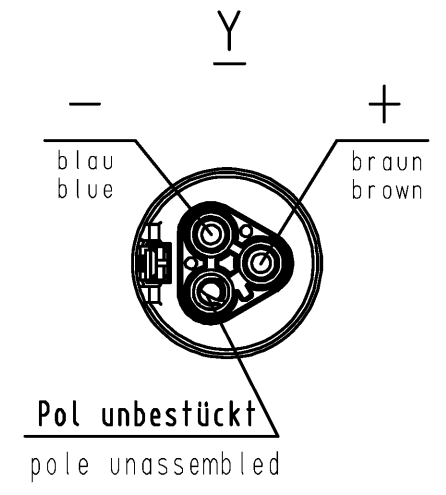
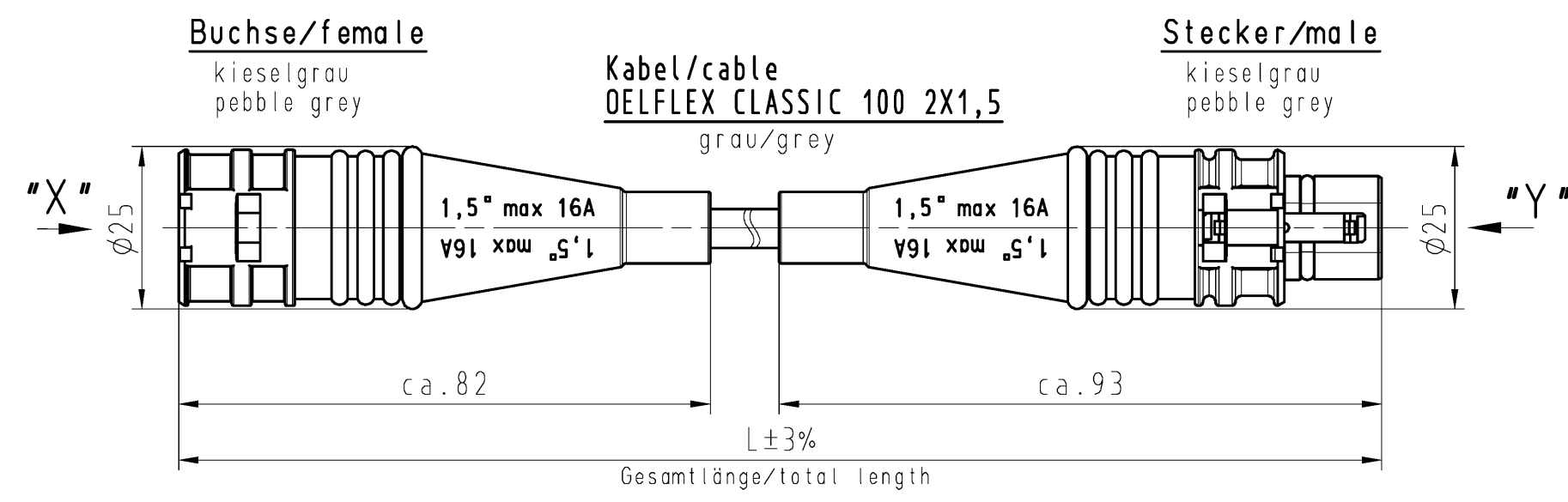
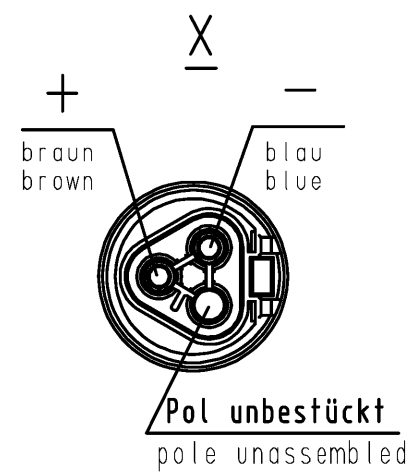
Note	The total length may vary up to + / - 3 %.
------	--

Product compliance

ROHS conformity status	Compliant/Exempted
ROHS exceptions	III-6(c)
REACH-SVHC conformity status	Duty-To-Declare
REACH-SVHC substances	Lead
REACH-SVHC CAS numbers	7439-92-1

These dimensions will be especially checked at delivery
Only inspection dimensions
With /E marked dimensions are only valid for internal use

Diese Maße werden bei Abnahme besonders geprüft
Ausschließlich Prüfmaße
Mit /E gekennzeichnete Maße sind nur für interne Zwecke gültig



Weitergabe sowie Vervielfältigung dieses Dokuments, Verwertung und Mitteilung seines Inhalts sind verboten, soweit nicht ausdrücklich gestattet. Die Reproduktion, Distribution und Nutzung dieses Dokuments sowie die Kommunikation der Inhalte ist ohne schriftliche Genehmigung der Wieland Electric AG ist untersagt.

(c)

(b)

Teile-Nr. part-no.	L	Beispiel (Farbe: kieselgrau) example (colour: pebble grey)	Typ type
96.222.XX92.8	XX in dm-Schritten	96.222.1092.8 = 10dm/L= 1000mm	RST2012K1BS3150L 10KG06
U6.222.XX92.8	XX in m-Schritten	U6.222.1292.8 = 12 m/L=12000mm	RST2012K1BS3150LX12KG06
Weitere Daten siehe KATALOG oder eKatalog. Additional data see CATALOG or eCatalog.		www.wieland-electric.com eshop.wieland-electric.com	
Tolerierung Size ISO 14405(®)/Tolerance system Size ISO 14405(®). (This ISO-standard describes the envelope principle. According to the envelope principle the deviations of form and parallelism are limited by the size tolerances).		ja/yes <input checked="" type="checkbox"/> Stoffverbots- und Deklarationsliste nach WN 5020.010 ist einzuhalten. Conformity with Wieland document WN 5020.010 e (list of prohibited / declarable hazardous substances) to be declared!	
Freitoleranz nach General tolerance		CAD - Zeichnung, keine manuellen Änderungen CAD - drawing, no manual modifications allowed	1.Verwendung: - First Use: -
		Blatt: 1 von 1 Sheet: of 1	
		Zeichnung Nr./Drawing No. Index	
		T 96.222.0492.8 01K c	
		Maße in mm/Dimensions are in mm	
c	21.01.2015/	Vol. mm ³ Of l./Surf. mm ²	Ersatz für/Replacement for: 96.222.0482.8 01K von 19.03.2007 (a)
b	23.04.2007/	Type Benennung/Title	
a	02.04.2007/	KONFEKT_LEITUNG	
Index	Datum / Blatt Date / Sheet	Buchse-Stecker Crimpausführung/female-male pre-assembled cable crimp design K1 24V	
Änderung/Revision	www.wieland www.wieland-electric.com		