

# TANTALUM CAPACITOR- DIPPED

RESIN COATED, INFLAMMABLE AND MOISTURE RESISTANT EPOXY POWDER

## FEATURES

# TS19

Epoxy -- coated solid electrolyte tantalum capacitors are encapsulated with flame -- retardant yellow epoxy powder, marked with laser. It meets and exceeds the requirements of IEC Specification 384 – 15 -- 3, IECQ Specification QC300201/US0003 and Technical Specification SJ/T10856--96, used in military and civil applications such as TV sets, camcorders, computers, program--controlled electronic telephone switching systems, telephones, instruments and meters.

SPECIFICATIONS	
OPERATING TEMPERATURE	-55°C to +125°C; >85°C with rated voltage derating.
RATED VOLTAGE	See table 1
DC LEAKAGE AT 20°C	10 ≤ 0.01C <sub>R</sub> V <sub>R</sub> or 0.5 μA (Whichever is greater).
DISSIPATION FACTOR AT 20°C	Please See Table 3
CAPACITANCE RANGE	0.047 μF ~ 680 μF
CAPACITANCE TOLERANCE	±20%; ±10%; ±5%; (for special order)
CASE SIZES AND DIMENSIONS	Please see Table 2
TEMPERATURE CHARACTERISTICS	See Table 3



## TEMPERATURE CHARACTERISTICS

Table 3

Capacitance (uF)	Cap. Change (%)			DF Max. (%)				DCL Max. (μF)		
	-55°C	+85°C	+125°C	-55°C	+20°C	+85°C	+125°C	+20°C	+85°C	+125°C
<1.0	-10	+15	+25	6	4	6	6	10 ≤ 0.02 C <sub>R</sub> U <sub>R</sub> or 1uF whichever is greater	+10lo	+12.5lo
1.5 - 68				8	6	8	8			
10 - 68				10	8	10	10			
100 - 680				12	10	12	12			

## DIMENSIONS - MILLIMETERS

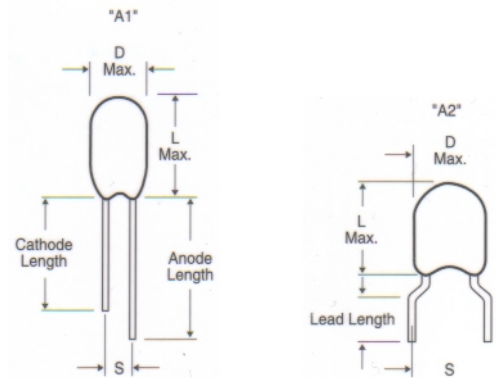
Table 2

Case Size	D (max)	L (max)	S (±1mm)	d (±0.5mm)
A	4.5	7.0	2.54	0.5
B	5.0	8.0	2.54	0.5
C	5.5	9.5	2.54	0.5
D	6.5	11.0	2.54	0.5
E	8.5	13.0	5.08	0.5
F	9.5	16.5	5.08	0.5

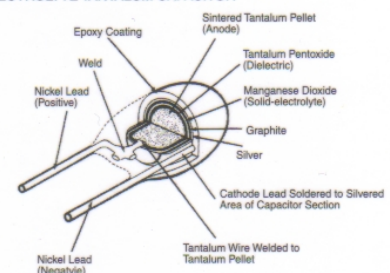
## Rated Voltage, Nominal Capacitance and Case Sizes

Table 1

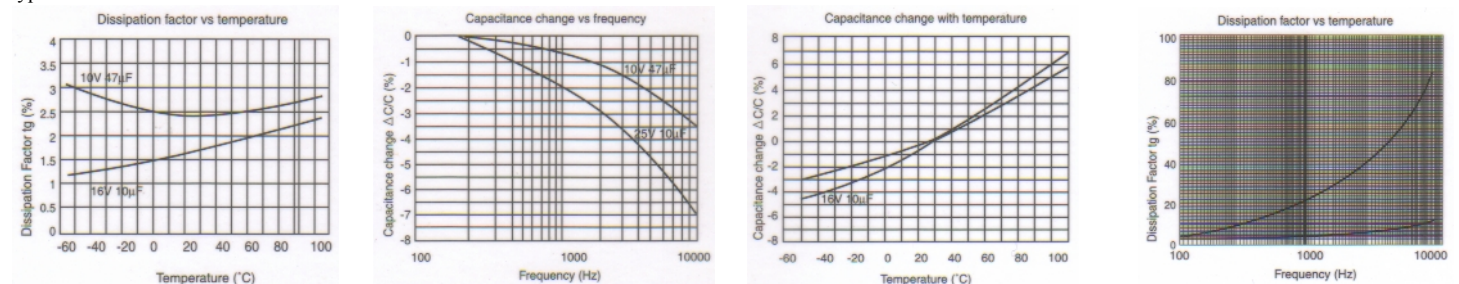
Rated Voltage (V)	3	4	6.3	10	16	20	25	35	50
Voltage Derating (V)	2	2.5	4	6.3	10	13	16	20	32
Surge Voltage (V) +85°C	4	5.2	8	13	20	26	33	46	65
Capacitance	Case size								
0.047								A	A
0.068								A	A
0.1								A	A
0.15								A	A
0.22								A	A
0.33								A	A
0.47								A	A
0.68								A	A
1.0					A	A	A	A	B
1.5					A	A	A	A	C
2.2				A	A	A	A	B	C
3.3			A	A	A	B	B	B	D
4.7	A	A	A	A	B	B	B	C	D
6.8	A	A	A	B	B	C	C	C	E
10	A	A	B	B	B	C	C	D	E
15	A	A	B	C	C	D	D	E	F
22	B	B	C	C	C	D	D	E	F
33	B	B	C	D	D	E	E	F	
47	C	C	D	D	D	E	E	F	
68	D	D	D	D	E	F	F		
100	D	D	E	E	E	F	F		
150	D	E	E	E	F				
220	E	E	E	F					
330	E	F	F						
470	F								
680	F								



## SINTERED CYLINDRICAL EPOXY-COATED SOLID ELECTROLYTE TANTALUM CAPACITOR



## Typical Characteristic Curve



Note: Specification are subject to change without notice. For more detail and update, please visit our website.