


## Data sheet

Commercial Art.No.: 78.213.0453.0

Modular insert FLE STF 4 2,5 40 AG

Modular connector system 4 pole male insert, 400V/14A, spring clamp connection



Commercial Art.No.	78.213.0453.0
EAN	4015573743311
Order Unit	10

Certificates / Approvals



## Technical data

### General

Model	Pin insert
Inflammability class of insulation material acc. with UL94	V0
Color	Grey
Mating cycles	200
Pollution degree	3
Modular version	yes
Operating temperature range min.	-40 °C
Operating temperature range max.	120 °C

### Connection Data

Connection type	spring clamp connection
Number of poles	4
Plus switching contacts	0
Number of pole for rated current 2	0
Number of pole for rated current 3	0
Total number of poles (without ground contact)	4
With wire protection	yes
Min. conductor diameter rigid (solid/stranded)	0.5 mm <sup>2</sup>
Max. conductor diameter rigid (solid/stranded)	2.5 mm <sup>2</sup>
Protective contact	No

### Technical Data UL/CSA

Rated voltage according to UL/CSA	600 V
-----------------------------------	-------

Rated current according UL	14 A
Rated current according CSA	14 A
Min. conductor cross section flexible wire	0.5 mm <sup>2</sup>
Max. conductor cross section flexible wire	2.5 mm <sup>2</sup>
Conductor cross section flexible AWG wire	26-14 AWG

**Model**

With housing	No
--------------	----

**Contacts**

Contact material	Copper alloy
Surface	Silver-plated
Contact resistance	≤ 5 mOhm
Wire strip length	10 mm

**Technical Data DIN EN 61984**

Nominal voltage	400 V
Rated voltage face/ground	400 V
Nominal current	14 A
Rated impulse voltage	6 kV

**Classification**

ECLASS 11	
ECLASS 8.1	27440205
ETIM 7.0	EC000438
ETIM 6.0	EC000438
ETIM 5.0	EC000438
ETIM 4.0	EC000438
ETIM 3.0	EC000438

**Product compliance**

ROHS conformity status	Compliant
REACH-SVHC conformity status	Compliant

A

B

C

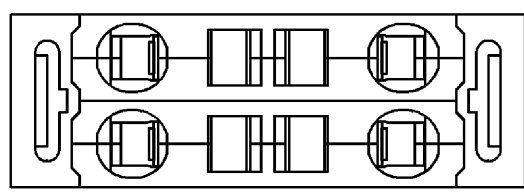
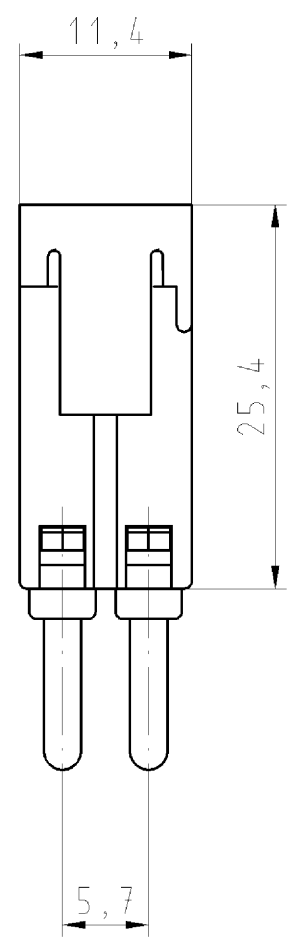
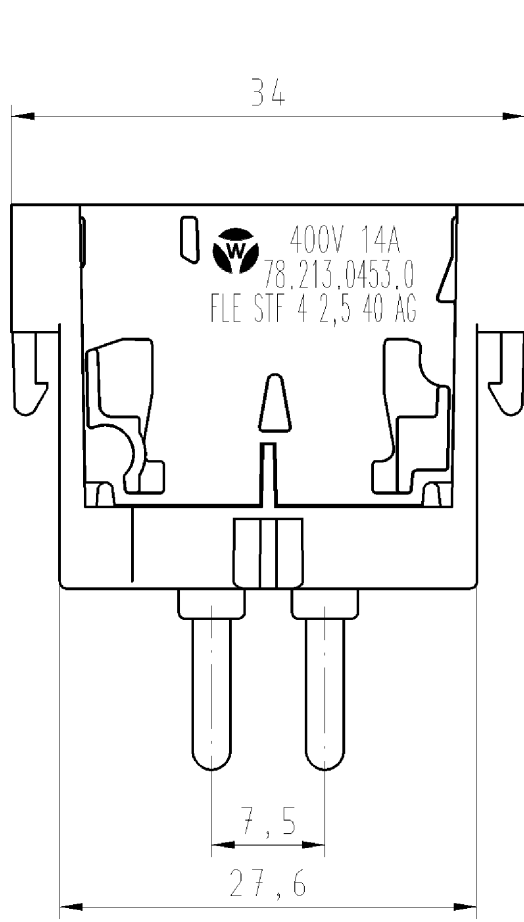
D

E

F

These dimensions will be especially checked at delivery  
 Only inspection dimensions  
 With /E marked dimensions are only valid for internal use

Diese Maße werden bei Abnahme besonders geprüft  
 Ausschließlich Prüfmaße  
 Mit /E gekennzeichnete Maße sind nur für interne Zwecke gültig



Weitergabe sowie Vervielfältigung dieses Dokuments, Verwertung und Mitteilung seines Inhalts sind verboten, soweit nicht ausdrücklich gestattet. Die Reproduktion, Distribution und Utilization of this document as well as the communication of its contents to others without express authorization is prohibited.

Weitere Daten siehe Katalog  
 further data see catalog

Tolerierung nach DIN 7167/Tolerance system acc. to DIN 7167. (This DIN-standard describes the envelope principle. According to the envelope principle the deviations of form and parallelism are limited by the size tolerances).				ja/yes <input checked="" type="checkbox"/> Stoffverbots- und Deklarationsliste nach UU-TQM-05/03 ist einzuhalten. Conformity with Wieland document UU-TQM-05/03 (list of prohibited / declarable hazardous substances) to be declared!			
Freitoleranz nach General tolerance		CAD - Zeichnung, keine manuellen Änderungen CAD - drawing, no manual modifications allowed		1.Verwendung: - First Use:		Blatt: 1 von 1 Sheet: 1 of 1	
/		Werkstoff/Material		2006	Tag/Date	Name	
/				gezeichnet drawn	07.11.	Treschan	
/ Maßstab/Scale				geprüft checked	-	-	
/ %				Normgepr. Stand. check	-	-	
/ Vol.		mm <sup>3</sup>	Offl./Surf.	mm <sup>2</sup>	Ersatz für/Replacement for: -		
/		wieland		Type	Benennung/Tittle		
Index				MODULEINSATZ / module insert			
Änderung/Revision				revos flex ST.-Teil 4pol. / male connector 4 poles Federkraftanschluß / spring clamp connection			
		Elektrische Verbindungen		FLE STF 4 2,5 40 AG			

782130453001K\_4\_CADW1044\_treschan 2006-11-0710555:10 1.000