

## Data sheet

Commercial Art.No.: 96.032.4554.3

Connector RST25I3S S1 ZR3SV BG03

RST25i3 connector, 3 pole, screw connection, application 250V with PE, 25A, for cable diameters 13-18mm, coding color concrete grey, color of housing black



Commercial Art.No.	96.032.4554.3
EAN	4015573890572
Order Unit	1

Certificates / Approvals



## Technical data

### General

Rated current	25 A
Rated voltage	250 V
Rated impulse voltage	4 kV
strain relief	yes
Pollution degree	3
Lockable	self-locking (unlocking by tool)
Color of coding/ contact carrier	concrete grey
Marking of poles	L, N, PE
Color of housing inclusive strain relief	black

### Connection Data

Cable diameter max.	18 mm
Cable diameter min.	13 mm
Connection cross section solid mm <sup>2</sup> max.	6 mm <sup>2</sup>
Connection cross section solid mm <sup>2</sup> min.	0.75 mm <sup>2</sup>
Connection cross section solid AWG min.	16 AWG
Connection cross section solid AWG max.	10 AWG
Connection cross section fine stranded mm <sup>2</sup> max.	6 mm <sup>2</sup>
Connection cross section fine stranded mm <sup>2</sup> min.	0.75 mm <sup>2</sup>
Terminations per pole	1
Connection cross section stranded AWG min.	16 AWG
Connection cross section stranded AWG max.	10 AWG
sheath strip length	37 mm
Wire strip length	8 mm

### Model

Model	male
Connection type	screw connection
Degree of protection (IP)	IP66/68 (3m;2h) /IP69

#### Material

Housing material	Polyamide
halogen free	yes
Contact material	CuZn
Fire load	0.345 kWh
Insulation components continuous temperature	100 °C
Surface finish	Silver-plated

#### Dimensions

Length	93.7 mm
Width	35.4 mm
Height	35.4 mm

#### Classification

ECLASS 11	
ECLASS 8.1	27440605
ETIM 7.0	EC002560
ETIM 6.0	EC002560
ETIM 5.0	EC002560
ETIM 4.0	EC002560

#### Note

Note	RST® terminals with screw clamping allow the connection of conductors without special preparation (without ferrules) according to EN 60999-1.; Rated current up to 32 A with cross section 6 mm <sup>2</sup>
------	--

#### Product compliance

ROHS conformity status	Compliant/Exempted
ROHS exceptions	III-6(c)
REACH-SVHC conformity status	Duty-To-Declare
REACH-SVHC substances	Lead
REACH-SVHC CAS numbers	7439-92-1

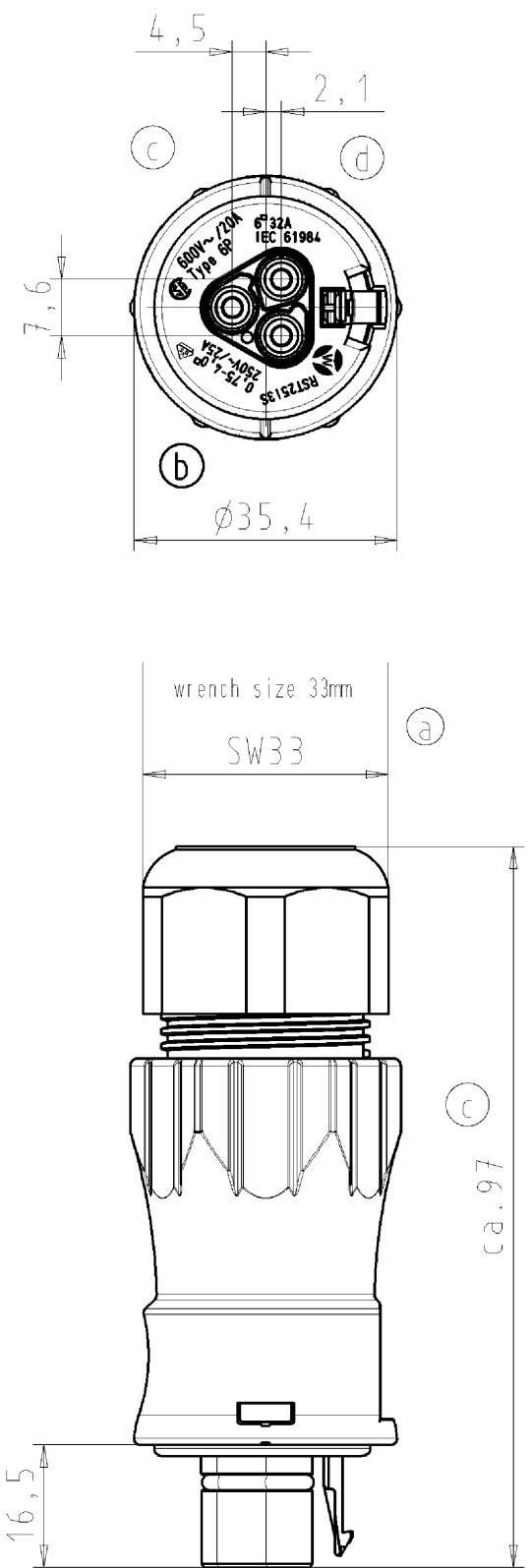
#### Fits with

Commercial Art.No.:	Article-type description:	Description:
96.031.4554.3	Connector RST25i3S B1 ZR3SV BG03	RST25i3 connector, 3 pole, screw connection, application 250V with PE, 25A, for cable diameters 13-18mm, coding color concrete grey, color of housing black
96.834.1000.3	Cable assembly RST25i3KSBS 40P 10BG03	RST25i3 extension cable female - male, 3 pole, assembled with screw connection, application 250V with PE, 25A, cable type H05VV-F, length 1.0m, cross section 4.0mm <sup>2</sup> , coding color concrete grey
96.031.5054.3	Device connector RST25i3S B1 M01V BG03	RST25i3 device connector M25, 3 pole, female, screw connection, application 250V with PE, 25A, coding color concrete grey

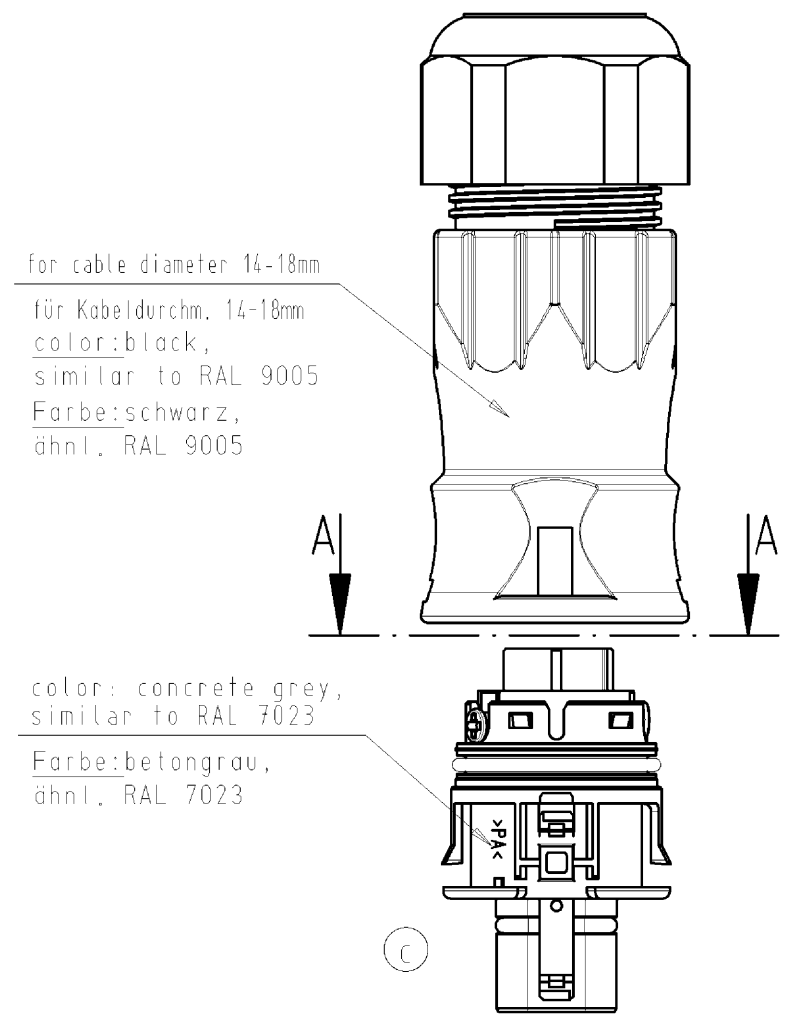
96.031.6054.3	Device connector RST25i3S B1 M00V BG03	RST25i3 device connector M20, 3 pole, female, screw connection, modular, application 250V with PE, 25A, coding color concrete grey, color of housing black
96.031.6154.3	Device connector RST25i3S B1 M03V BG03	RST25i3 device connector M16, 3 pole, female, screw connection, modular, application 250V with PE, 25A, coding color concrete grey, color of housing black
96.033.6054.3	Device connector RST25i3S B1 M90 BG03	RST25i3 device connector (90° angled) M20, 3 pole, female, screw connection, modular, application 250V with PE, 25A, coding color concrete grey, color of housing black

These dimensions will be especially checked at delivery  
 Only inspection dimensions  
 With /E marked dimensions are only valid for internal use

Diese Maße werden bei Abnahme besonders geprüft  
 Ausschließliche Prüfmaße  
 Mit /E gekennzeichnete Maße sind nur für interne Zwecke gültig

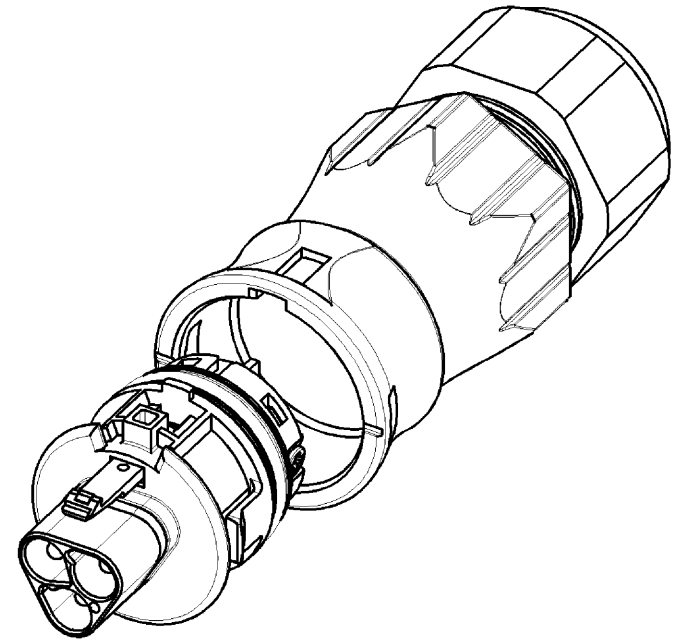



Auslieferungszustand  
delivery status



Verpackungseinheit: je 100 Stück  
 packaging unit: per 100 piece

A-A



Type: RST2513S S1AZR3SV BG03

Tolerierung Size ISO 14405 (E) / Tolerance system Size ISO 14405 (E). (This ISO-standard describes the envelope principle. According to the envelope principle the deviations of form and parallelism are limited by the size tolerances).		nein/no <input checked="" type="checkbox"/> Stoffverbots- und Deklarationsliste nach UU-TOM-05/03 ist einzuhalten. Conformity with Wieland document UU-TOM-05/03 (list of prohibited / declarable hazardous substances) to be declared!	
Freitoleranz nach General tolerance		CAD - Zeichnung, keine manuellen Änderungen CAD - drawing, no manual modifications allowed	1. Verwendung: - First Use:
		Blatt: 1 von 1 Sheet: of 1	
		Zeichnung Nr./Drawing No. Index	
		96.032.4554.3 01K d	
		Maße in mm/Dimensions are in mm	
d	19.03.2013/	Maßstab/Scale 1:1	
c	20.06.2012/	Vol. mm³	OfI./Surf. mm²
b	13.09.2006/	Ersatz für/Replacement for: -	
a	21.02.2006/	Type	
Index	Datum / Blatt Date / Sheet	Benennung/Titel STECKERTE IL MIT ZUGENTLASTUNG	
Änderung/Revision		male connector with cord grip Schraubanschluss ohne Drahtschutz/screw-connection without wire protection	

Weitergabe sowie Vervielfältigung dieses Dokuments, Verwertung und Mitteilung seines Inhalts sind verboten, soweit nicht ausdrücklich gestattet. Die Reproduktion, Distribution und Nutzung dieses Dokuments sowie die Kommunikation der Inhalte mit Dritten ohne schriftliche Genehmigung ist untersagt.

960324554301K\_2 CADW3025 Rfiter 2013-03-20T15:07:55 1.000