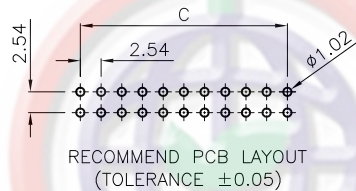
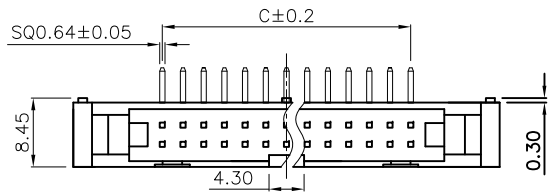


Dept
Qty
DC 1
ED 1
IE 1
ISO 1
PD 1
R&D 1
SD 1
QA 1
QC 1
QE 1

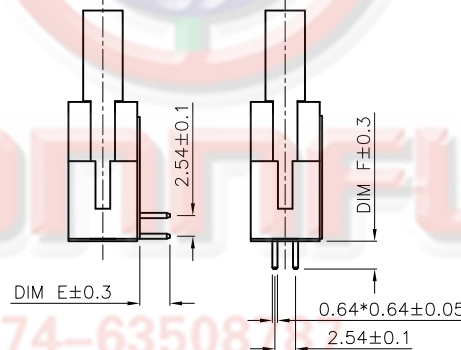
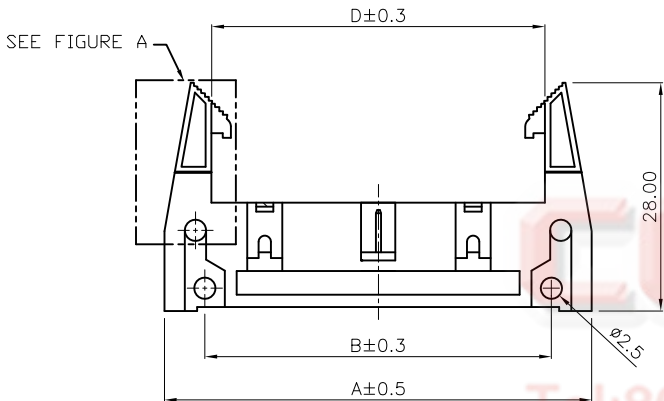
The information provided herein is from CONNELY Electronic Co., Ltd. and is confidential. Any disclosure to a party other than the recipient is prohibited. The intellectual properties and its rights contained herein, including but not limited to, trademarks, patents, copyrights, trade secrets, and technical know-how, are owned exclusively by CONNELY or its affiliates. Unauthorized use of this information in any format or manner. CONNELY may enforce its intellectual property rights at its own discretion; failures or delays to exercise such rights does not constitute a waiver of such rights.

REV.	DESCRIPTION	DRAWN	CHECKED	APPROVED
A	NEW RELEASE	LJC 04/27/05'		LJC 04/27/05'
B	ADD DIM	LL 09/21/06'		LJC 09/21/06'
C	HOUSING CHANGE	YCH 04/09/08'		LJC 04/09/08'
H	DRAWING UPDATE	JLZ 08/21/18'		



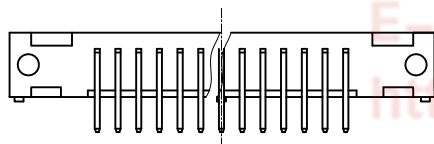
NOTES:

- ELECTRICAL CHARACTERISTICS:
 - CONTACT RESISTANCE: 20mΩ Max. INITIAL.
 - DIELECTRIC WITHSTANDING VOLTAGE: 500V AC(rms) FOR 1 MINUTE.
 - INSULATION RESISTANCE: 1000MΩ Min.
- ENVIRONMENT CHARACTERISTICS:
 - TEMPERATURE: -40°C~+105°C.



R/A TYPE V/T TYPE

- PLATING LEVEL(FOR GOLD ONLY)
B: LEVEL B
- LOCK DIM.
7: 7.90mm(standard)
4: 4.50mm(special)
- HOUSING COLOR
B:BLACK
A:GRAY
- CONTACT PLATING
Si: Full Gold flash
- HOUSING TYPE
B: BIG LATCH HOUSING
- MOUNTING TYPE
S: STRAIGHT
R: R/A
- No.Of CONTACTS
10 14 16 20 24 26 30
34 40 50 60 64



R/A TYPE

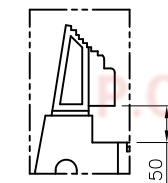
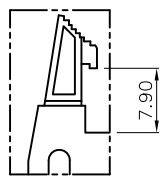
V/T TYPE

Latch Type	DIM.	
	E	F
Standard Latch	3.70	

Latch Type	DIM.	
	E	F
Standard Latch	3.10	
Standard Latch		8.10

AVAILABLE DIMENSION TABLE

No.of Contacts	10	14	16	20	24	26	30	34	40	50	60	64
A	32.1	37.18	39.72	44.80	49.88	52.42	57.50	62.58	70.20	82.90	95.60	100.68
B	22.20	27.28	29.82	34.90	39.98	42.52	47.60	52.68	60.30	73.00	85.70	90.78
C	10.16	15.24	17.78	22.86	27.94	30.48	35.56	40.64	48.26	60.96	73.66	78.74
D	18.10	23.18	25.72	30.80	35.88	38.42	43.50	48.58	56.20	68.90	81.60	86.68



STANDARD LATCH

SPECIAL LATCH

FIGURE A

GENERAL TOLERANCE		ANGLE TOLERANCE	
X.	±0.60	X.	±5°
.X	±0.38	.X	±3°
.XX	±0.25	.XX	±2°

PROJECTION		TITLE	2.54mm SHROUDED HEADER R/A & V/T TYPE
UNITS	mm		
SHEET SIZE	A4	SERIES	DS1011 SERIES

DRAWING TYPE	CUSTOMER		
SCALE	1:1	SHEET	1 OF 1
DRAWING NO.	C-DS1011-XXBXXX-X-H		

晨翔电子有限公司
CONNFLY CONNELY ELECTRONIC CO. LTD