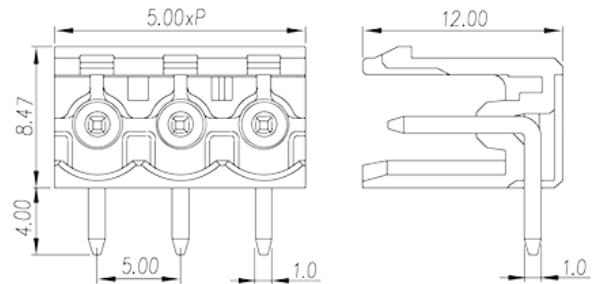



5EHDR-XXP

PCB Terminal Blocks > PCB Connector-Socket

Date:2017-07-13Version:1.2



The web catalog is for reference only. Dinkle remains the right of product modification and engineering change of the design. The final product is made according to engineering drawing.

Product Description

Pitch: 5.00 mm , 300V, 15A

General information

Short description	PCB connector socket , Wave soldering
Pitch (mm)	5
Color	Green(default)
Type of locking	Without
Soldering method	Wave soldering
Pin demensions (Thickness x Width)(mm)	1.0X1.0
PCB hole diameter (mm)	1.6~1.7
Level	Single level

Material information

Insulation material	PA66
Insulation material group	I
Flame retardant rating , compliant with UL94	V0
Conductor material	Copper Alloy
Plating of conductor surface	Tinned

Connection data-IEC

Rated voltage (V)	600
Rated current (A)	18
Rated voltage (II/2)(V)	600
Rated voltage (III/2) (V)	320
Rated voltage (III/3)(V)	250
Rated impulse voltage (II/2)(KV)	4
Rated impulse voltage (III/2)(KV)	4
Rated impulse voltage (III/3)(KV)	4

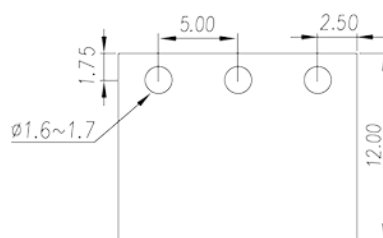
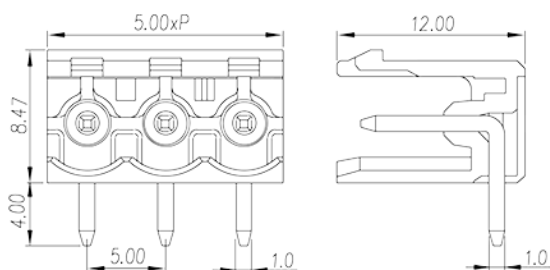
Connection data-UL

Rated voltage (UL/CUL Group B)(V)	300
Rated current (UL/CUL Group B)(A)	15
Rated voltage (UL/CUL Group D)(V)	300
Rated current (UL/CUL Group D)(A)	10

Environment & Safety

Back of the hand protection (YES or NO)	NO
Finger protection (YES or NO)	YES
Operating temperature. max (°C)	115
Operating temperature. min (°C)	-40

Drawings



Approvals

