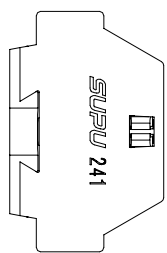
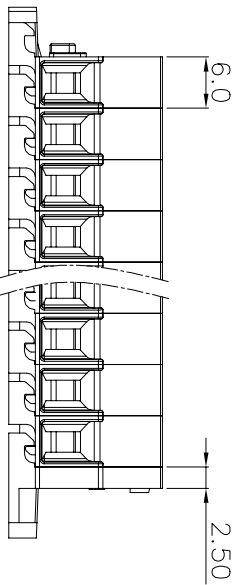
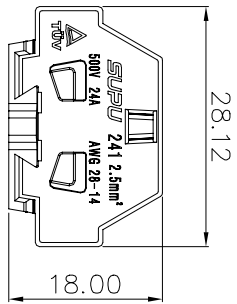
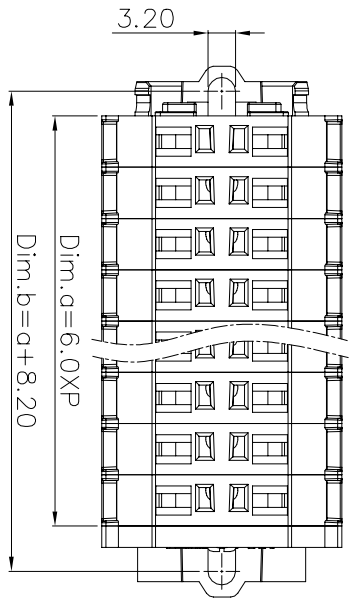
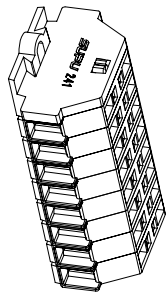


Transmittal, reproduction, dissemination and/or editing of this document as well as utilization of its contents and communication thereof to others without express authorization are prohibited.

未经允许禁止传输、复制、编辑该文档，以及利用其内容进行交流

REVISION RECORD				
REV	ECN	DESCRIPTION	DRAFT	DATE



HOW TO ORDER:

2411XX/XXX

Series No. Poles: 02:02 contacts  
03:03 contacts  
...  
24:24 contacts

Color: NA: Grey  
004: Blue

线数	Dim. a	Dim. b
2	12.00±0.15	20.20±0.30
3	18.00±0.30	26.20±0.30
4	24.00±0.30	32.20±0.50
5	30.00±0.50	38.20±0.50
6	36.00±0.50	44.20±0.50
7	42.00±0.50	50.20±0.50
8	48.00±0.50	56.20±0.50
9	54.00±0.50	62.20±0.70
10	60.00±0.70	68.20±0.70
11	66.00±0.70	74.20±0.70
12	72.00±0.70	80.20±0.70
13	78.00±0.70	86.20±0.70
14	84.00±0.70	92.20±0.70
15	90.00±0.70	98.20±0.70
16	96.00±0.70	104.20±1.00
17	102.0±1.00	110.20±1.00
18	108.0±1.00	116.20±1.00
19	114.0±1.00	122.20±1.00
20	120.0±1.00	128.20±1.00
21	126.0±1.00	134.20±1.00
22	132.0±1.00	140.20±1.00
23	138.0±1.00	146.20±1.00
24	144.0±1.00	152.20±1.30

NOTES:  
UL/CUL Standard  
1. Conductor cross section : 28~14AWG  
2. Rated Voltage/Current :

Use group	B	C	D
Rated voltage(V)	300	300	
Rated current(A)	15	15	

IEC Standard  
1. Conductor cross section :

Wire range(Solid/Stranded)	0.2-2.5mm <sup>2</sup>	0.2-2.5mm <sup>2</sup>	0.2-2.5mm <sup>2</sup>
Solid			
Stranded			
Stranded with ferrules without plastic sleeve			
Stranded with ferrules with plastic sleeve			

2. Rated Voltage/Current :

Surge voltage category	III
Pollution degree	3
Rated surge voltage(KV)	6
Rated voltage(V)	500
Rated current(A)	24

Material:

Insulator	PA66	UL94 V-0
Conductor	Copper alloy	Sn Plated
Spring	Stainless Steel	

General information:

- Dimension shall be interpreted per ASME Y14.5-2009
- Pitch : 6.0mm, Poles : 02~24P
- Stripping length : 8~9mm
- Operating temperature: -40°C~+105°C
- RoHS Compliance
- Undimensioned Tolerances:

Connection method:

- For Solid wire, peeling wire in right length, push down spring to clasp the wire.
- For stranded wire, connect directly after peeling in right length, or wire furrilled and fix in by pushing the spring.

Pitch	Range	In	mm	mm	mm	mm	mm	mm	mm	mm	mm	mm	mm	mm	mm	mm	mm
Over	6	10	15	20	24	30	36	42	48	54	60	66	72	78	84	90	96
To	6	10	15	20	24	30	36	42	48	54	60	66	72	78	84	90	96
±	±0.15	±0.20	±0.30	±0.30	±0.30	±0.50	±0.50	±0.70	±1.00	±1.00	±1.30	±1.30	±1.30	±1.30	±1.30	±1.30	±1.30

订货号	2411XX/XXX	名称	241端子-侧面带固定器	未注公差	表面
项目	签字	图号	XXX-2线-2.5mm <sup>2</sup>	Tolerances Table	VDI21
设计	日期	材料	PRM003554	版本号	重量
审核	02/20/23"	材料	Notes	Revision Number	比例
工艺	-	材料	Notes	M0	Scale
标准化	-	物料号	CY:4111064201... BU:4111064220...	第1页/共1页	1:1
批准	-	物料号	Item No.	1 of 1	mm
批准	XJ	批准	02/20/23"	NINGBO SUPU ELECTRONICS CO., LTD.	

1 2 3 4 5 6 7 8