



### Description

5x20mm fast-acting glass body cartridge fuse designed to IEC specification.











### Features

- Designed to International (IEC ) Standards for use globally
- Meets the IEC 60127-2, Sheet 2
- specification for fast-acting fuses
- Available in cartridge and axial lead form
- RoHS compliant and lead-free

### Applications

Used as supplementary protection in appliance or utilization equipment to provide individual protection for components or internal circuits.

### Agency Approvals

| Agency  | Agency File Number  | Ampere Range  |
|---|---|---|
|    | Cartridge Certificates:<br>NBK120802-E10480 A&C<br>Leaded Certificates:<br>NBK120802-E10480 B&D | 1A – 5A<br>6.3A – 15A<br>1A – 5A<br>6.3A – 15A          |
|    | Certificates:<br>2002010207007600<br>2002010207007599   | 32mA – 800mA<br>1A – 6.3A                               |
|  | Certificates:<br>SU05001-3004<br>SU05001-2005<br>SU05001-2006<br>SU05001-2007                   | 32mA – 40mA<br>50mA – 315mA<br>400mA – 6.3A<br>8A & 10A |
|  | E10480<br>JDYX2   | 32mA – 6.3A   |
|  | File:<br>029862<br>Acc. Class:<br>LR1422-30   |   |
|  | License:<br>KM41462   | 400mA – 6.3A  |
|  | File:<br>948103, 915516,<br>304518 & 304555   | 32mA – 6.3A   |
|  | License:<br>40014645  | 32mA – 6.3A,<br>8A*, 10A*                               |
|  | License:<br>40016647  | 15A*  |
|  |   | 32mA – 15A  |

\*Approval for cartridge versions only

### Electrical Characteristics for Series

| % of Ampere Rating | Ampere Rating | Opening Time                   |
|--------------------|---------------|--------------------------------|
| 150%               | 32mA-100mA    | 60 minutes, Minimum            |
|                    | 125mA-6.3A    | 60 minutes, Minimum            |
|                    | 8A-15A        | 30 minutes, Minimum            |
| 210%               | 32mA-100mA    | 30 minutes, Maximum            |
|                    | 125mA-6.3A    | 30 minutes, Maximum            |
|                    | 8A-15A        | 30 minutes, Maximum            |
| 275%               | 32mA-100mA    | 0.01 sec., Min.; .5 sec. Max.  |
|                    | 125mA-6.3A    | 0.05 sec., Min.; 2 sec. Max.   |
|                    | 8A-15A        | 0.05 sec., Min.; 2 sec. Max.   |
| 400%               | 32mA-100mA    | .003 sec., Min.; 0.1 sec. Max. |
|                    | 125mA-6.3A    | .01 sec., Min.; 0.3 sec. Max.  |
|                    | 8A-15A        | .01 sec., Min.; 0.4 sec. Max.  |
| 1000%              | 32mA-100mA    | .02 second, Maximum            |
|                    | 125mA-6.3A    | .02 second, Maximum            |
|                    | 8A-15A        | .04 second, Maximum            |

### Electrical Characteristic Specifications by Item

| Amp Code | Amp Rating (A) | Voltage Rating (V) | Interrupting Rating | Nominal Cold Resistance (Ohms) | Nominal Melting I <sup>2</sup> t (A <sup>2</sup> sec) | Nominal Voltage Drop at Rated Current (mV) | Nominal Power Dissipation At Rated Current (W) | Agency Approvals |     |    |    |    |   |    |     |     |  |
|----------|----------------|--------------------|---------------------|--------------------------------|---|--|--|------------------|-----|----|----|----|---|----|-----|-----|--|
|          |                |                    |                     |                                |   |  |  | UL               | CCC | PS | RU | SP | S | CE | D'E | CSA |  |
| .032     | 0.032          | 250                | 35A@250Vac          | 262.2000                       | 0.00006   | 10000                                      | 1.6  | x                | x   |    | x  | x  | x | x  | x   |     |  |
| .040     | 0.04           | 250                |                     | 183.1500                       | 0.00008   | 8000                                       | 1.6  | x                | x   |    | x  | x  | x | x  | x   |     |  |
| .050     | 0.05           | 250                |                     | 15.2000                        | 0.00019   | 7000                                       | 1.6  | x                | x   |    | x  | x  | x | x  | x   |     |  |
| .063     | 0.063          | 250                |                     | 10.4500                        | 0.00056   | 5000                                       | 1.6  | x                | x   |    | x  | x  | x | x  | x   |     |  |
| .080     | 0.08           | 250                |                     | 7.8900                         | 0.00083   | 4000                                       | 1.6  | x                | x   |    | x  | x  | x | x  | x   |     |  |
| .100     | 0.1            | 250                |                     | 5.6965                         | 0.00450   | 3500                                       | 1.6  | x                | x   |    | x  | x  | x | x  | x   |     |  |
| .125     | 0.125          | 250                |                     | 3.8200                         | 0.00478   | 2000                                       | 1.6  | x                | x   |    | x  | x  | x | x  | x   |     |  |
| .160     | 0.16           | 250                |                     | 2.5250                         | 0.01000   | 2000                                       | 1.6  | x                | x   |    | x  | x  | x | x  | x   |     |  |
| .200     | 0.2            | 250                |                     | 1.7000                         | 0.02000   | 1700                                       | 1.6  | x                | x   |    | x  | x  | x | x  | x   |     |  |
| .250     | 0.25           | 250                |                     | 1.2325                         | 0.04000   | 1400                                       | 1.6  | x                | x   |    | x  | x  | x | x  | x   |     |  |
| .315     | 0.315          | 250                |                     | 0.8800                         | 0.11000   | 1300                                       | 1.6  | x                | x   |    | x  | x  | x | x  | x   |     |  |
| .400     | 0.4            | 250                |                     | 0.2770                         | 0.12500   | 1200                                       | 1.6  | x                | x   |    | x  | x  | x | x  | x   | x   |  |
| .500     | 0.5            | 250                |                     | 0.2065                         | 0.21500   | 1000                                       | 1.6  | x                | x   |    | x  | x  | x | x  | x   | x   |  |
| .630     | 0.63           | 250                |                     | 0.1900                         | 0.41000   | 650  | 1.6  | x                | x   |    | x  | x  | x | x  | x   | x   |  |
| .800     | 0.8            | 250                |                     | 0.1203                         | 0.85000   | 240  | 1.6  | x                | x   |    | x  | x  | x | x  | x   | x   |  |
| 001.     | 1              | 250                |                     | 0.0964                         | 1.04500   | 200  | 1.6  | x                | x   | x  | x  | x  | x | x  | x   | x   |  |
| 1.25     | 1.25           | 250                |                     | 0.0701                         | 2.23000   | 200  | 1.6  | x                | x   | x  | x  | x  | x | x  | x   | x   |  |
| 016      | 1.6            | 250                |                     | 0.0528                         | 4.61500   | 190  | 1.6  | x                | x   | x  | x  | x  | x | x  | x   | x   |  |
| 002.     | 2              | 250                |                     | 0.0416                         | 5.73000   | 170  | 1.6  | x                | x   | x  | x  | x  | x | x  | x   | x   |  |
| 02.5     | 2.5            | 250                |                     | 0.0334                         | 9.46000   | 170  | 1.6  | x                | x   | x  | x  | x  | x | x  | x   | x   |  |
| 3.15     | 3.15           | 250                | 0.0224              | 17.72000                       | 150   | 2.5  | x  | x                | x   | x  | x  | x  | x | x  | x   |     |  |
| 004.     | 4              | 250                | 40A@250Vac          | 0.0165                         | 29.16500  | 130  | 2.5  | x                | x   | x  | x  | x  | x | x  | x   |     |  |
| 005.     | 5              | 250                | 50A@250Vac          | 0.0137                         | 42.79500  | 130  | 2.5  | x                | x   | x  | x  | x  | x | x  | x   |     |  |
| 06.3     | 6.3            | 250                | 63A@250Vac          | 0.0095                         | 62.46500  | 130  | 2.5  | x                | x   | x  | x  | x  | x | x  | x   |     |  |
| 008.     | 8              | 250                | 80A@250Vac          | 0.0068                         | 198.16000   | 130  | 4  | x                |     | x  |    |    |   | x  | x*  |     |  |
| 010.     | 10             | 250                | 100A@250Vac         | 0.0063                         | 217.63500   | 130  | 4  | x                |     | x  |    |    |   | x  | x*  |     |  |
| 015.     | 15             | 250                | 150A@250Vac         | 0.0040                         | 607.13500   | 130  | 4  |                  |     | x  |    |    |   | x  | x*  |     |  |

\* Approval for cartridge versions only.

### Temperature Derating Curve



### Average Time Current Curves



### Soldering Parameters - Wave Soldering



#### Recommended Process Parameters:

| Wave Parameter  | Lead-Free Recommendation |
|---|--------------------------|
| <b>Preheat:</b><br>(Depends on Flux Activation Temperature) (Typical Industry Recommendation) |                          |
| Temperature Minimum:  | 100° C                   |
| Temperature Maximum:  | 150° C                   |
| Preheat Time:   | 60-180 seconds           |
| <b>Solder Pot Temperature:</b>  | 260° C Maximum           |
| <b>Solder Dwell Time:</b>   | 2-5 seconds              |

#### Recommended Hand-Solder Parameters:

Solder Iron Temperature: 350° C +/- 5°C  
 Heating Time: 5 seconds max.

**Note: These devices are not recommended for IR or Convection Reflow process.**

### Product Characteristics

|                          |  |
|--------------------------|--|
| <b>Material</b>          | Body: Glass<br>Cap: Nickel-plated brass<br>Leads: Tin-plated Copper          |
| <b>Terminal Strength</b> | MIL-STD-202G, Method 211A, Test Condition A                                  |
| <b>Solderability</b>     | Reference IEC 60127 Second Edition 2003-01 Annex A                           |
| <b>Product Marking</b>   | Cap1: Brand logo, current and voltage ratings<br>Cap2: Agency approval marks |
| <b>Packaging</b>         | Available in Bulk (M=1000 pcs/pkg) or on Tape/Reel (MRET1=1000 pcs/reel)     |

|                              |   |
|------------------------------|---|
| <b>Operating Temperature</b> | -55°C to +125°C   |
| <b>Thermal Shock</b>         | MIL-STD-202G, Method 107G, Test Condition B: (5 cycles -65°C to +125°C)                                   |
| <b>Vibration</b>             | MIL-STD-202G, Method 201A   |
| <b>Humidity</b>              | MIL-STD-202G, Method 103B, Test Condition A. high RH (95%) and elevated temperature (40°C) for 240 hours. |
| <b>Salt Spray</b>            | MIL-STD-202G, Method 101D, Test Condition B   |

## Dimensions

0217 000P



0217.032 XEP  
to  
0217.315 XEP



0217.400 XEP  
to  
0217015 XEP



All dimensions in mm

Notes:

\* Ratings above 6.3A  
have 0.8 mm dia lead

## Part Numbering System

**0217 xxxx M X E P**



## Packaging

| Packaging Option | Packaging Specification | Quantity | Quantity & Packaging Code | Taping Width     |
|------------------|-------------------------|----------|---------------------------|------------------|
| Bulk             | N/A                     | 1000     | MX                        | N/A              |
| Bulk             | N/A                     | 1000     | MXE                       | N/A              |
| Reel and Tape    | EIA 296-E               | 1000     | MRET1                     | T1=52mm (2.062") |