

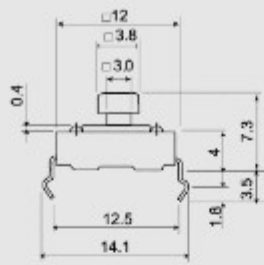
12 Series Tact Switches




(SMD Type optional)



1273



1273C
CAP




1273R
CAP



KMB



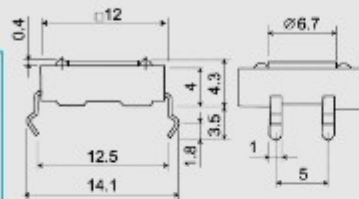
KM4



KM6



1243



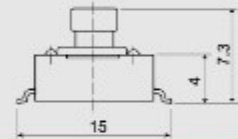
Rating : 50mA 12V DC.
Travel : 0.3±0.15mm.
Contact resistance : 100mΩ Max.
Operating force : 130, 160, 250±50g.
Life : 100,000 Cycles Min.



1243S (SMD)



1273S (SMD)

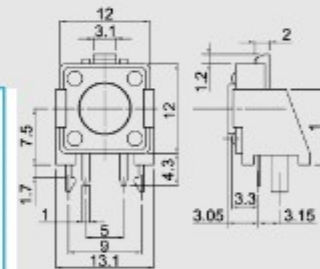


1275

MODEL NO.	L
1260	6.0
1275	7.5
1280	8.0
1285	8.5
1290	9.0
1295	9.5
1210	10.0
1211	11.0
1213	13.0
1215	15.0



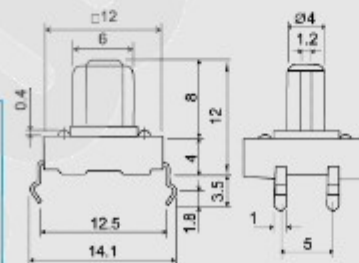
1243V



Rating : 50mA 12V DC.
Travel : 0.3±0.15mm.
Contact resistance : 100mΩ Max.
Operating force : 130, 160, 250±50g.
Life : 100,000 Cycles Min.



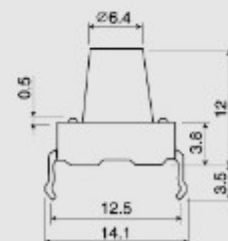
1212



Rating : 50mA 12V DC.
Travel : 0.3±0.15mm.
Contact resistance : 100mΩ Max.
Operating force : 130, 160, 250±50g.
Life : 100,000 Cycles Min.



1212D



Rating : 50mA 12V DC.
Travel : 0.3±0.15mm.
Contact resistance : 100mΩ Max.
Operating force : 130, 160, 250±50g.
Life : 100,000 Cycles Min.