

FOR SMALL TYPE MOTOR, PLUNGER DRIVE APPLICATION
SILICON PNP EPITAXIAL TYPE

DESCRIPTION

2SA1286 is silicon PNP epitaxial type transistor. Designed with high collector current and high hFE.

Complementary with 2SC3246.

FEATURE

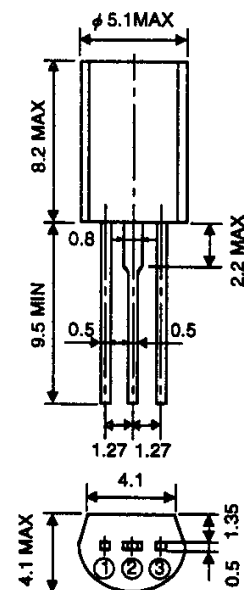
- High hFE hFE=400 to 800
- High collector current (IC=-1.5A, ICM=-3A)
- Low collector to emitter saturation voltage.
VCE(sat)=-0.25V typ (@ IC=-1A, IB=-20mA)
- High collector dissipation PC=900mW

APPLICATION

Small type motor drive plunger for VCR, tape deck, player, drive for relay, etc.

OUTLINE DRAWING

Unit:mm



TERMINAL CONNECTOR

- ① : EMITTER EIAJ : —
- ② : COLLECTOR JEDEC : —
- ③ : BASE

Note)

The dimension without tolerance represent central value.

MAXIMUM RATINGS (Ta=25°C)

Symbol	Parameter	Ratings	Unit
V _{CB0}	Collector to Base voltage	-30	V
V _{EB0}	Emitter to Base voltage	-6	V
V _{CE0}	Collector to Emitter voltage	-20	V
I _{CM}	Peak collector current	-3	A
I _C	Collector current	-1.5	A
P _C	Collector dissipation (Ta=25°C)	900	mW
T _J	Junction temperature	+150	°C
T _{stg}	Storage temperature	-55 to +150	°C

ELECTRICAL CHARACTERISTICS (Ta=25°C)

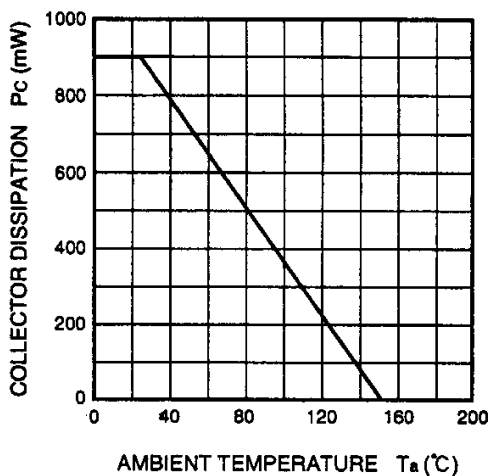
Symbol	Parameter	Test conditions	Limits			Unit
			Min	Typ	Max	
V _{(BR)CBO}	C to B break down voltage	I _C =-10 μA, I _E =0	-30			V
V _{(BR)EBO}	E to B break down voltage	I _E =-10 μA, I _C =0	-6			V
V _{(BR)CEO}	C to E break down voltage	I _C =-1mA, R _{BE} =∞	-20			V
I _{CB0}	Collector cut off current	V _{CB} =-20V, I _E =0			-0.1	μA
I _{EB0}	Emitter cut off current	V _{EB} =-2V, I _C =0			-0.1	μA
h _{FE} *	DC forward current gain	V _{CE} =-6V, I _C =-500mA	400		800	—
V _{CE(sat)}	C to E saturation voltage	I _C =-1A, I _B =-20mA		-0.25	-0.5	V
f _T	Gain band width product	V _{CE} =-10V, I _E =10mA		90		MHz
C _{ob}	Collector output capacitance	V _{CB} =-10V, I _E =0, f=1MHz		37		pF

* : It shows hFE classification in right table.

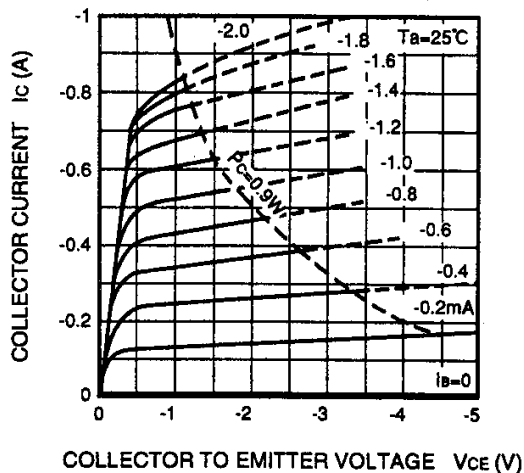
Item	G
hFE	400 to 800

TYPICAL CHARACTERISTICS

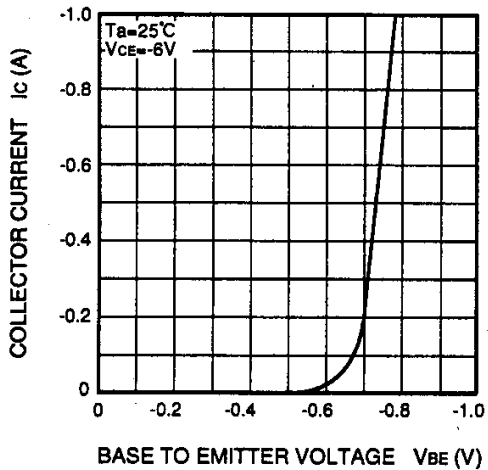
COLLECTOR DISSIPATION VS. AMBIENT TEMPERATURE



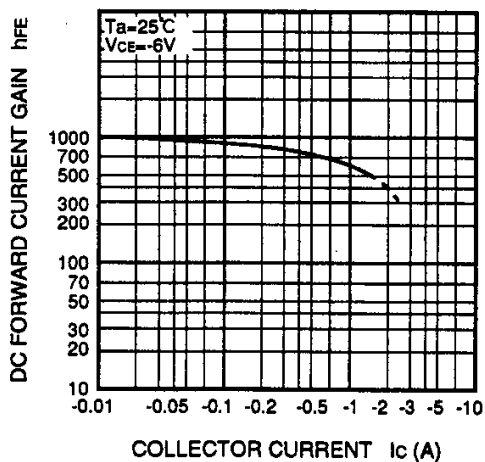
COMMON EMITTER OUTPUT



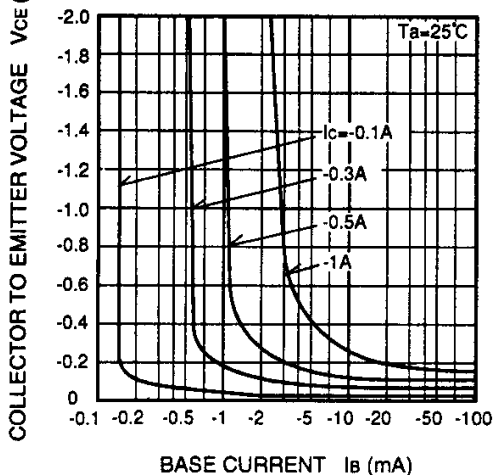
COMMON EMITTER TRANSFER



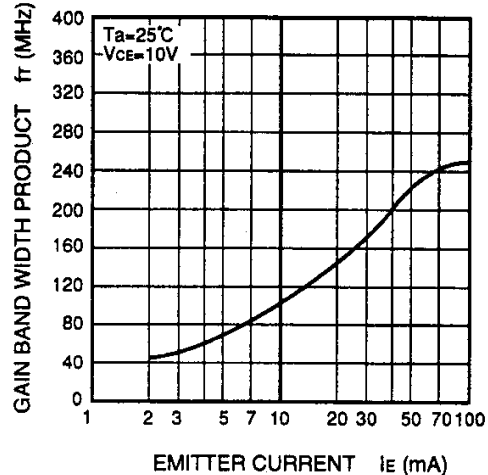
DC FORWARD CURRENT GAIN VS. COLLECTOR CURRENT



COLLECTOR TO EMITTER SATURATION VOLTAGE VS. BASE CURRENT



GAIN BAND WIDTH PRODUCT VS. EMITTER CURRENT



FOR SMALL TYPE MOTOR, PLUNGER DRIVE APPLICATION
SILICON PNP EPITAXIAL TYPE

