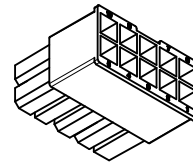
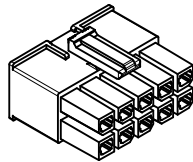
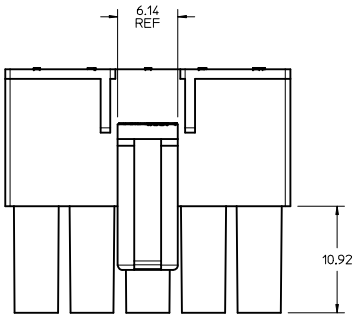
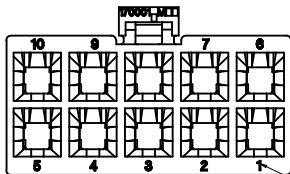
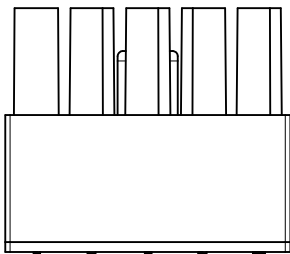
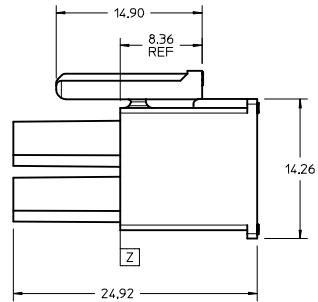
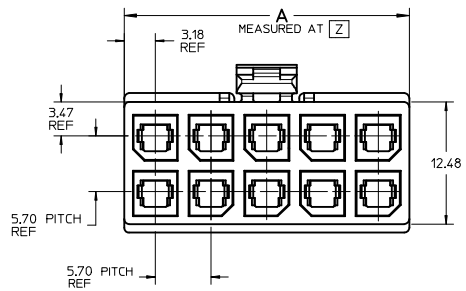


CKT NO	PART NO	DIM A
2	170001-0102	8.35
4	170001-0104	12.05
6	170001-0106	17.75
8	170001-0108	23.45 ^{+0.40} / _{-0.25}
10	170001-0110	29.15 ^{+0.40} / _{-0.25}
12	170001-0112	34.85 ^{+0.40} / _{-0.25}



170001-0110



CIRCUIT #

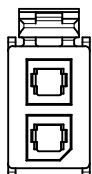
NOTES:

1. MATERIAL:
HOUSING: NYLON, UL94V-2, GLOW WIRE CAPABLE PER IEC-60335-1 5TH EDITION, COLOR: BLACK.
2. FINISH: NOT APPLICABLE.
3. PRODUCT SPECIFICATION PS-76823-100.
4. PACKAGING BULK PACK PER PK-170001-001.
5. PART MATES WITH MOLEX SERIES NUMBER 76825, 172064, 76829 AND 172065.
6. PART IS FOR USE WITH MOLEX FEMALE TERMINALS 76823 OR 172063 SERIES.
7. APPLICATION SPECIFICATION: AS-76823-100.
8. PARTS CONFORM TO CLASS 'B' REQUIREMENTS OF COSMETIC SPECIFICATION PS-45499-002 WITH THE EXCEPTION OF DISCOLORATION MEETS CLASS 'C' REQUIREMENTS.

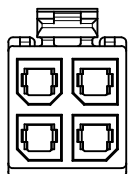
REVISE RIBS IEC NO: UCP2015-2016 2015/01/09 DRAWN: BELL 2015/01/09 CHKD: BELL 2015/03/10 APPR: SMITH	QUALITY SYMBOLS ∇=0 ∇=0 ∇=0	GENERAL TOLERANCES (UNLESS SPECIFIED):		DIMENSION STYLE MM ONLY		SCALE 4:1	DESIGN UNITS METRIC	THIRD ANGLE PROJECTION	
		4 PLACES ±--- ±---	3 PLACES ±--- ±---	2 PLACES ±0.25 ±---	1 PLACE ±--- ±---	0 PLACE ± ±	DRAWN BY MKARADIMAS	DATE 2010/11/23	TITLE MEGA-FIT RECEPTACLE HOUSING 2-12 CKT GLOW WIRE
		ANGULAR ±1/2°		DRAFT WHERE APPLICABLE MUST REMAIN WITHIN DIMENSIONS		APPROVED BY APATEL	DATE 2012/06/13	MATERIAL NO. SEE CHART	DOCUMENT NO. SD-170001-0100
		SHEET NO. 1 OF 2		THIS DRAWING CONTAINS INFORMATION THAT IS PROPRIETARY TO MOLEX INCORPORATED AND SHOULD NOT BE USED WITHOUT WRITTEN PERMISSION					

20 19 18 17 16 15 14 13 12 11 10 9 8 7 6 5 4 3 2 1

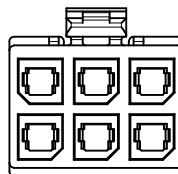
2 CKTS



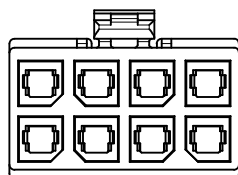
4 CKT



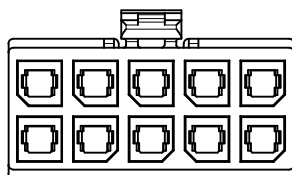
6 CKT



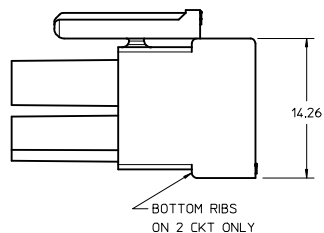
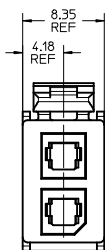
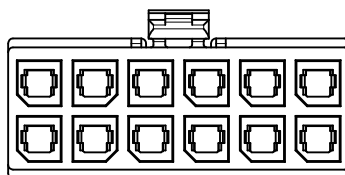
8 CKT



10 CKTS



12 CKTS



170001-0102

SEE SHT 1 IEC NO: UCP2015-2016 DRAWN: BELL 2015/01/09 CHECKED: BELL 2015/01/09 APPR: FSW TH 2015/03/10 REV DESCRIPTION	QUALITY SYMBOLS ▽=0 ▽=0 ▽=0		GENERAL TOLERANCES (UNLESS SPECIFIED) <table border="1"> <thead> <tr> <th></th> <th>mm</th> <th>INCH</th> </tr> </thead> <tbody> <tr> <td>4 PLACES</td> <td>±---</td> <td>±---</td> </tr> <tr> <td>3 PLACES</td> <td>±---</td> <td>±---</td> </tr> <tr> <td>2 PLACES</td> <td>±0.25</td> <td>±---</td> </tr> <tr> <td>1 PLACE</td> <td>±---</td> <td>±---</td> </tr> <tr> <td>0 PLACE</td> <td>±</td> <td>±</td> </tr> </tbody> </table>			mm	INCH	4 PLACES	±---	±---	3 PLACES	±---	±---	2 PLACES	±0.25	±---	1 PLACE	±---	±---	0 PLACE	±	±	DIMENSION STYLE MM ONLY		SCALE 4:1		DESIGN UNITS METRIC		THIRD ANGLE PROJECTION	
		mm	INCH																											
	4 PLACES	±---	±---																											
	3 PLACES	±---	±---																											
2 PLACES	±0.25	±---																												
1 PLACE	±---	±---																												
0 PLACE	±	±																												
DRAFT WHERE APPLICABLE MUST REMAIN WITHIN DIMENSIONS			ANGULAR ±1/2°		DRAWN BY MKARADIMAS 2010/11/23		DATE 2010/11/23		TITLE MEGA-FIT RECEPTACLE HOUSING 2-12 CKT GLOW WIRE																					
MATERIAL NO. SEE CHART			APPROVED BY APATEL 2012/06/13		DATE 2012/06/13		DOCUMENT NO. SD-170001-0100		SHEET NO. 2 OF 2																					
THIS DRAWING CONTAINS INFORMATION THAT IS PROPRIETARY TO MOLEX INCORPORATED AND SHOULD NOT BE USED WITHOUT WRITTEN PERMISSION																														

19 18 17 16 15 14 13 12 11 10 9 8 7 6 5 4 3 2 1