

TR99

MAIN FEATURES

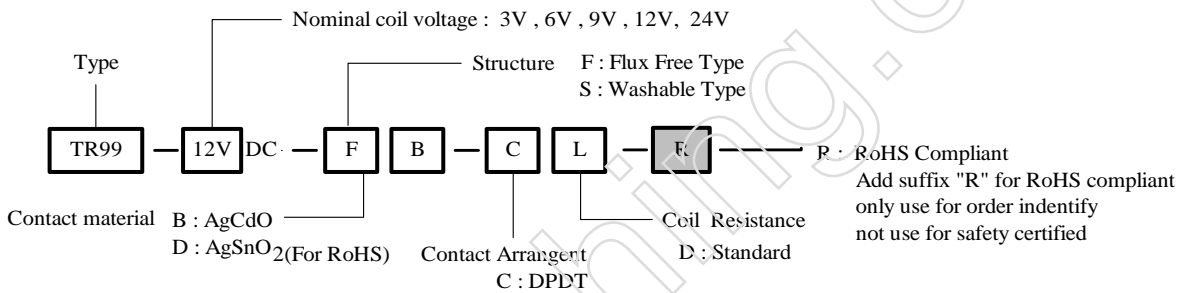
- Small size and sensitive operation.
- Low coil power consumption.
- PCB mounting.
- Switching capacity from 1A to 5A.
- Sealed type available.



APPLICATIONS

- Audio equipment.
- Communication equipment.
- Remote control.
- Acoustic controlled toys.

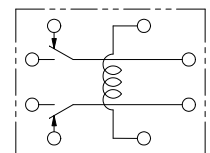
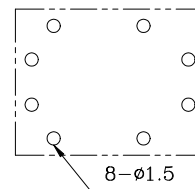
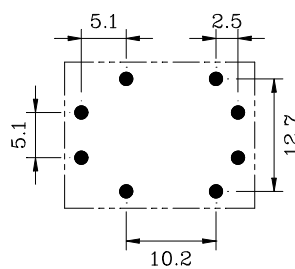
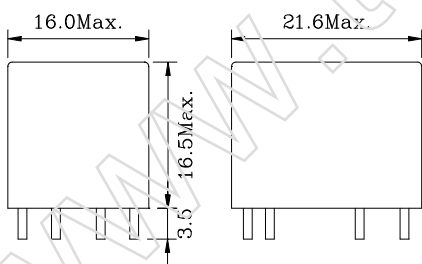
ORDERING INFORMATION



DIMENSION (unit:mm)

DRILLING (unit:mm)

WIRING DIAGRAM



COIL DATA CHART (AT20°C)

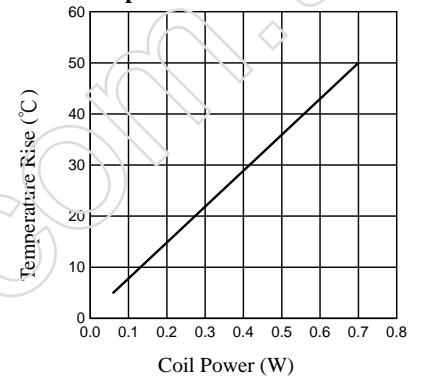
Coil Sensitivity	Coil Voltage Code	Nominal Voltage (VDC)	Nominal Current (mA)	Coil Resistance (Ω) $\pm 10\%$	Power Consumption (W)	Pull-In Voltage (VDC)	Drop-Out Voltage (VDC)	Max-Allowable Voltage (VDC)
TR99 (Standard)	03	3	150	20	abt. 0.45W	75% Max.	10% Min.	110%
	06	6	75	80				
	09	9	50	180				
	12	12	37.5	320				
	24	24	18.7	1280				

CONTACT RATING

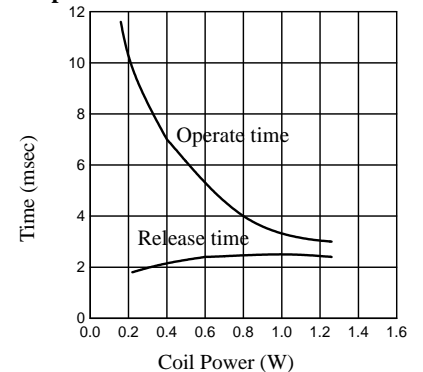
Item	Type	TR99
Contact Capacity Resistive Load ($\cos\Phi=1$)		5A 277VAC 5A 28VDC
Inductive Load ($\cos\Phi=0.4$ L/R=7msec)		2A 110VAC 2A 28VDC
Rated Carrying Current		5A
Max. Allowable Voltage		110VAC 28VDC
Max. Allowable Current		5A
Max. Allowable Power Force		550VA 140W
Referenced Min. Applicable Load		5VDC 110mA
Contact Material		Ag Alloy

REFERENCE DATA

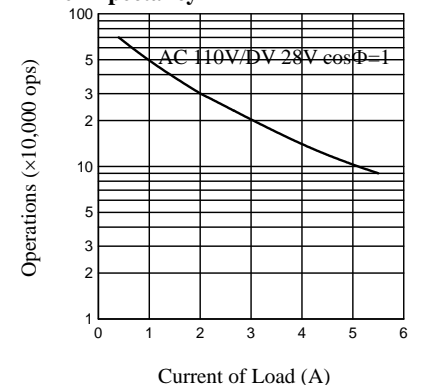
Coil Temperature Rise



Operate Time



Life Expectancy



PERFORMANCE (at initial value)

Item	Type	TR99
Contact Resistance		100m Ω Max.
Operation Time		15msec Max.
Release Time		5msec Max.
Dielectric Strength		Between coil & contact: 1000VAC 50/60HZ (1 minute) Between contacts: 750VAC 50/60HZ (1 minute)
Surge Resistiveness		1500V (between coil & contact 1 \times 40 usec)
Insulation Resistance		100 M Ω Min. (500VDC)
Max. ON/OFF Switching		Mechanically: 300 operation/min Electrically: 30 operation/min
Operating Ambient Temperature		-30°C to +60°C (No water condensation and no water drop)
Operating Humidity		45% to 85%RH
Coil Temperature Rise		35 deg. Max. (at rated coil voltage)
Vibration		Endurance: 10 to 55Hz Double Amplitude 1.5mm Error Operation: 10 to 55Hz Double Amplitude 1.5mm
Shock		Endurance: 100G Min. Error Operation: 10G Min.
Life Expectancy		Mechanically: 10×10^6 ops. Min. (no load) Electrically: 10×10^4 ops. Min. (at rated coil voltage)
Weight		abt. 12grs.

This datasheet for reference and subject to change without notice. Please double check final specification with Tai-Shing.