

THIS DRAWING IS UNPUBLISHED.

RELEASED FOR PUBLICATION 2011

© COPYRIGHT 2000

ALL RIGHTS RESERVED.

LOC	REV	P	LTR	DESCRIPTION	DATE	DWN	APVD
J	X	B4		REVISED	ECR-12-010554	11JUN2012	TS KB
		B5		REVISED	ECR-12-019260	07NOV2012	TS KB

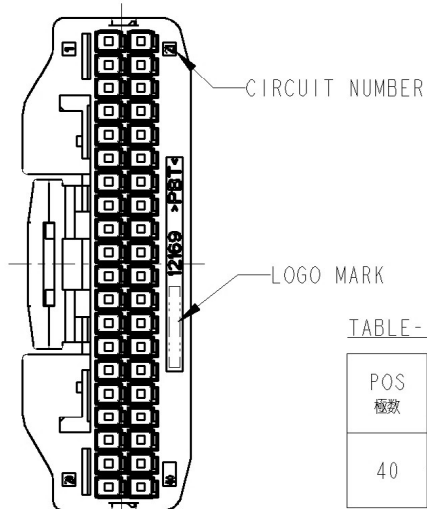
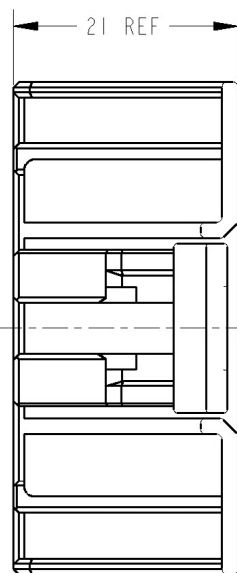
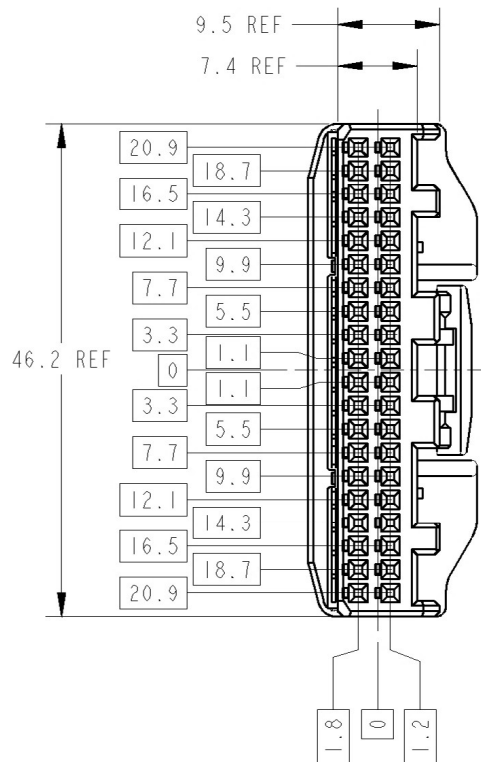


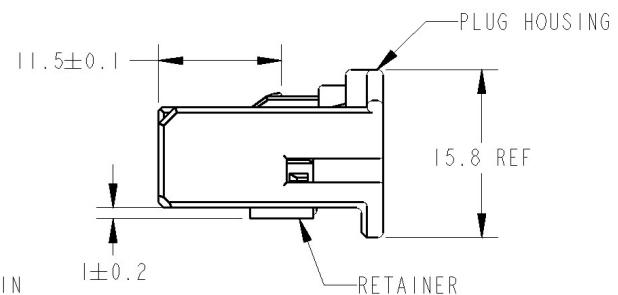
TABLE-1

POS 極数	CAP ASSEMBLY PART NO キャップ 型番	MOUNT TYPE 取付種類
40	1318384	H TYPE
	1376113	V-TYPE

TABLE-2

SIGNAL	TERMINAL NO 端子型番	APPLICABLE WIRE RANGE 適用電線
025	TIN	1123343-1
	SELECTIVE GOLD	1123343-2

SEE DRAWING 1318389-3		1318389-3	
PAPER BOX ダンボール	PLASTIC BAG ビニール袋	BLACK \triangle	1318389-2
PAPER BOX ダンボール	PLASTIC BAG ビニール袋	NATURAL \triangle	1318389-1
OUTER 外装	INNER 内装	COLOR	PART NUMBER



1. RETAINER SHOULD BE SET TO THE PRE- ASSEMBLY POSITION WITHIN THE PLUG HOUSING WHEN SHIPPED TO THE CUSTOMER
2. THE RETENTION LATCH OF THE RETAINER MUST BE OUT SIDE OF PLUG HOUSING WHEN PRE-ASSEMBLY
3. RETAINER RETENTION FORCE FROM HOUSING : 20N MIN
4. INSTRUCTION SHEET NO : 411-5928
5. PART NUMBER OF CAP HOUSING TO BE MATED : SEE TABLE -1
6. APPLIED TERMINAL : SEE TABLE -2

\triangle RETAINER IS THE SAME COLOR AS HOUSING.

1. プラグハウジングにリテーナーを仮止して出荷する
 2. 仮止時リテーナー突起がハウジングの外側に出ていること
 3. プレートの仮止保持力は 20N 以上
 4. 取扱い説明書 NO : 411-5928
 5. 嵌合相手型番は TABLE -1参照
 6. 適用端子は TABLE -2参照
- \triangle リテーナーはハウジング本体と同色とする。

THIS DRAWING IS A CONTROLLED DOCUMENT.

DIMENSIONS: 単位: 概 mm	TOLERANCES UNLESS OTHERWISE SPECIFIED: 一般公差 = ± 0.3	DWN N. YASUDA	08MAR00	STE TE Connectivity
	0-PLG ±	CHK N. SAI	10MAR00	
	MATERIAL 材料	FINISH 仕上	APVD N. SAI	10MAR00
PBT	SEE TABLE	PRODUCT SPEC 製品規格	108-5668	025 SERIES 40 POSITION PLUG HOUSING ASSEMBLY
		APPLICATION SPEC 取付適用規格	114-5250	SIZE
		WEIGHT	5.56 g	CAGE CODE
		CUSTOMER DRAWING		00779
				DRAWING NO
				1318389
				RESTRICTED TO
				-
				SCALE
				2:1
				SHEET
				1 OF 1
				REV
				B5